



TRINITY

REAL ESTATE INVESTMENT SERVICES



Under
Construction

**DOLLAR
GENERAL**

AFFLUENT HOUSTON SUBURB TEXAS DOLLAR GENERAL

FM 2354 , BAYTOWN, TX 77523

\$1,767,738

6.1% CAP

TRINITYREIS.COM

Representative Photo

**DOLLAR
GENERAL**

BAYTOWN, TX

\$1,767,738 | 6.1% CAP

- New Development Dollar General - Rent to Commence in July
- Strong Demographics - 24,000+ 5 Mile Population
- Explosive Growth in the Area - Population Has Doubled Since 2000 - 3% Annual Growth Projected Next 5 Years
- Very Strong Local Economy - Average HH Income Over \$110,000 within 3 Miles of Property
- Store is Located Directly Across Street from Affluent Neighborhood in Desirable School District with Projected 3% Annual Appreciation for Residential Properties
- Direct Access to Interstate 10 (80,000+ VPD)

EXCLUSIVELY MARKETED BY:

BRANSON BLACKBURN

682.233.5223 | b.blackburn@trinityreis.com

CHANCE HALES

806.679.9776 | chance@trinityreis.com

MATT DAVIS

325.513.6406 | matt@trinityreis.com

PROPERTY DETAILS:

Building Area:	9,100 SF
Land Area:	2.04 AC
Year Built:	2019
Guarantor:	Dollar General Inc. (NYSE: DG)
Price (Psf):	\$194.26

LEASE OVERVIEW:

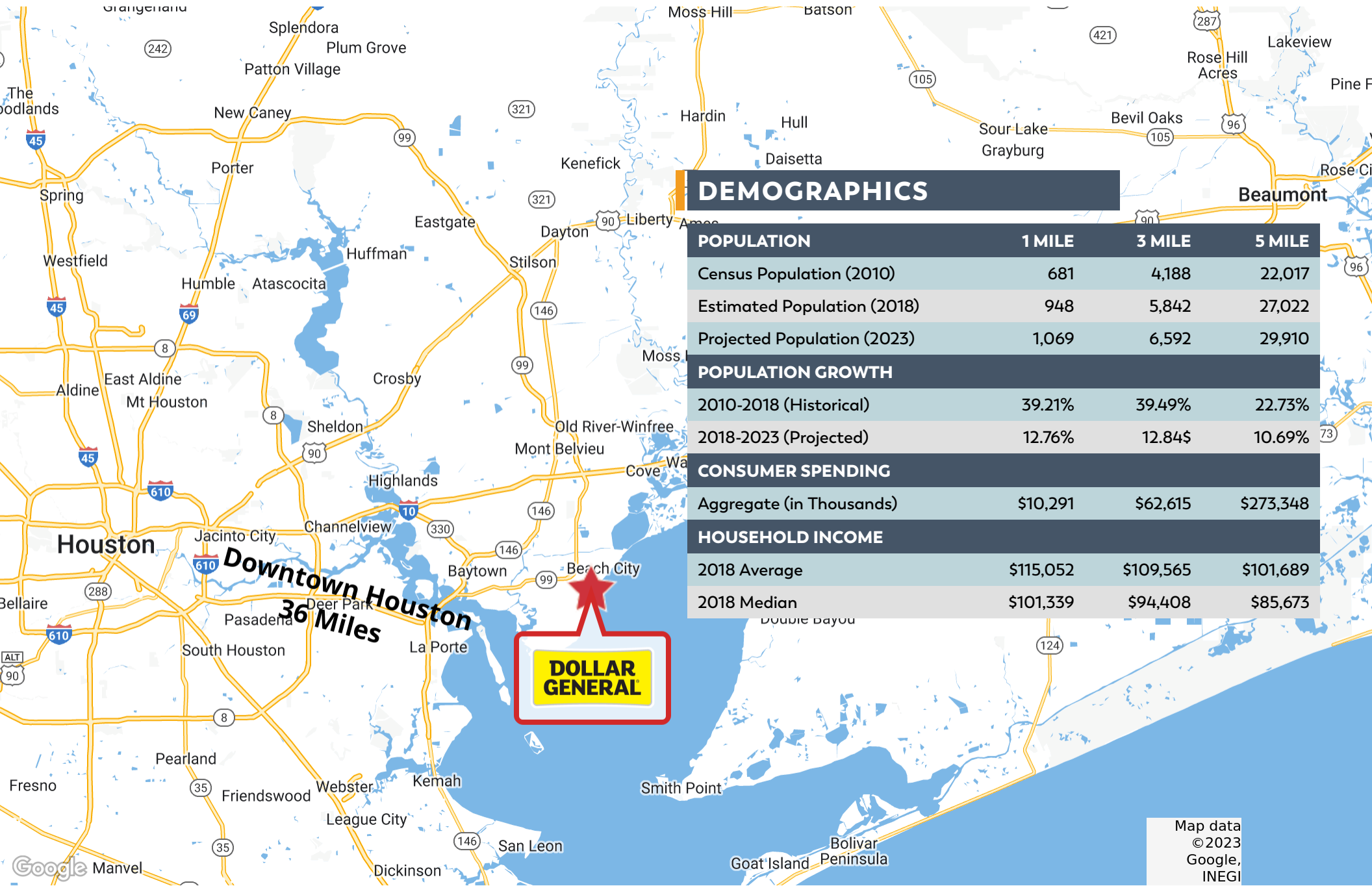
Remaining Lease Term:	15 Years
Rent Commencement:	7/22/2019
Lease Expiration:	8/1/2034
Base Annual Rent:	\$107,832
Lease Type:	NNN
Scheduled Rent Increases:	None
Options & Increases:	Three (3), 5-Year; 10%
Insurance:	PAID BY Tenant
Parking Lot Maintenance:	PAID BY Tenant
Property Taxes:	PAID BY Tenant
Roof & Structure:	PAID BY Tenant
HVAC:	PAID BY Tenant

RETAILER MAP

FM 2354 | BAYTOWN, TX



Map data © 2023 Imagery © 2023, CNES / Airbus, Houston-Galveston Area Council, Landsat / Copernicus, Maxar Technologies, Texas General Land Office, U.S. Geological Survey, USDA/FPAC/GEO



DEMOGRAPHICS

POPULATION	1 MILE	3 MILE	5 MILE
Census Population (2010)	681	4,188	22,017
Estimated Population (2018)	948	5,842	27,022
Projected Population (2023)	1,069	6,592	29,910
POPULATION GROWTH			
2010-2018 (Historical)	39.21%	39.49%	22.73%
2018-2023 (Projected)	12.76%	12.84%	10.69%
CONSUMER SPENDING			
Aggregate (in Thousands)	\$10,291	\$62,615	\$273,348
HOUSEHOLD INCOME			
2018 Average	\$115,052	\$109,565	\$101,689
2018 Median	\$101,339	\$94,408	\$85,673

Map data
© 2023
Google,
INEGI

Under
Construction

**DOLLAR
GENERAL**

Deliverable July 2019



Actual Property

Under
Construction

**DOLLAR
GENERAL**

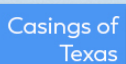

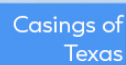

Deliverable July 2019



Actual Property

Under
Construction

**DOLLAR
GENERAL**



Dutton Lake



Baytown
Accessories



Trick Shocks
& Suspension



Eagle Pump
& Meters



Trinity Bay
Tactical



RWJ Airport

FM 2354 - 4,425+ VPD

**DOLLAR
GENERAL**

Actual Property

Falcon Point Subdivision

The Falcon Point Neighborhood is Made Up of Single-Family Homes. The Average List Price of the Community is \$454K. Sale Price Trends Have Steadily Increased Since 2000. Anticipating Annual Population Growth of 3% in Next 5 Years.



Falcon Point Subdivision
Average List Price \$454K

RWJ Airpark Subdivision

FM 2354 - 4,425+ VPD



Actual Property



- Houston is most populated city in Texas, and the 4th most populated city in the US, behind only New York City, Los Angeles, and Chicago.
- The Greater Houston area produces a GDP of 325.5B, which would rank as the world's 32nd largest economy.
- 23 Fortune 500 companies are headquartered in Houston, 2nd most in the US.
- Ranked #1 as Forbes' 'America's Fastest Growing Cities' in 2015
- The Port of Houston is the largest port in the United States, and the 10th largest in the world, in terms of tonnage handled annually.
- Houston's diverse economy is internationally competitive in the fields of energy, aeronautics, shipping, and technology industries.
- Houston's three airports serve 55 million passengers annually, including over 10 million international passengers

KEY DEMOGRAPHICS = 5 MILE RADIUS



192,628

2018 Total
Population



\$72,866

2018 Average
Household Income



9.12%

2018-2023
Growth/Yr:
Population

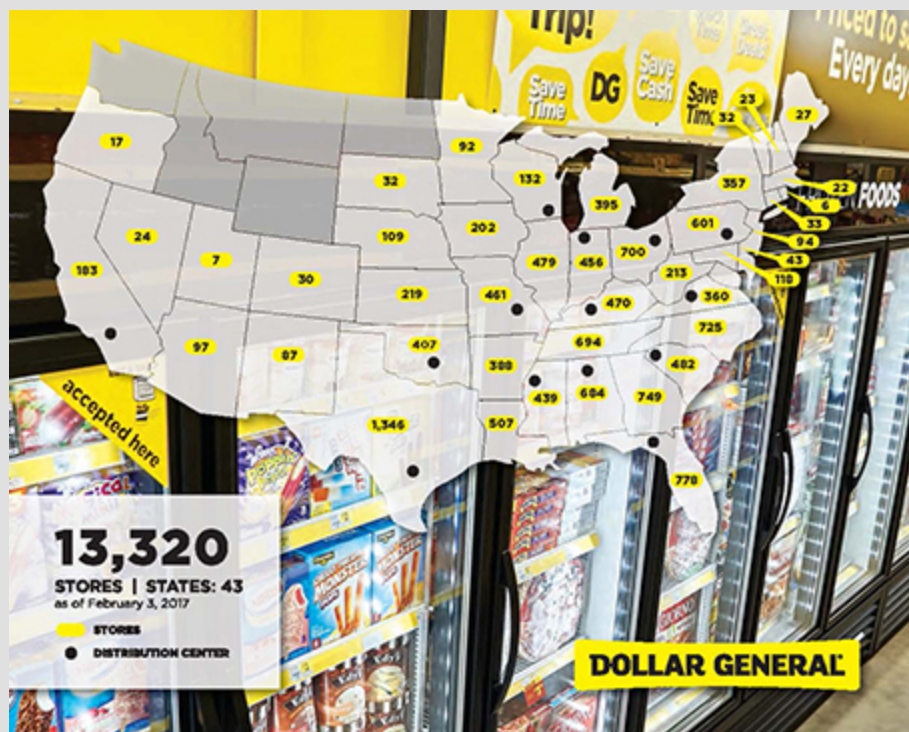
TENANT SUMMARY

Dollar General Corporation has been delivering value to shoppers for over 75 years. Dollar General helps shoppers Save time. Save money. Every day!® by offering products that are frequently used and replenished, such as food, snacks, health and beauty aids, cleaning supplies, clothing for the family, housewares and seasonal items at low everyday prices in convenient neighborhood locations. Dollar General operated 14,000 stores in 44 states as of August 19, 2017. In addition to high quality private brands, Dollar General sells products from America's most-trusted brands such as Procter & Gamble, Kimberly-Clark, Unilever, Kellogg's, General Mills, Nabisco, Hanes, PepsiCo and Coca-Cola.

STRATEGY

Dollar General sells similar products as wholesale retailers Wal-Mart (WMT) and Target (TGT), but typically at lower prices. Because of this, during harsh economic conditions, many consumers may make the change of shopping at Dollar General instead of a regular wholesale retailer.

Dollar General's (DG) business strategy revolves around driving profitable top line growth while enhancing its low-cost operator position and capturing new growth opportunities. The company attempts to drive profitable top line growth through strategies like improving the in-stock position of its stores and continuously offering products at competitive prices.



TENANT DETAILS:

Tenant Name:	Dollar General
Tenant Type:	Net-Leased Dollar Store
Parent Company Trade Name:	Dollar General
Ownership:	Public (NYSE: DG)
No. of Locations:	15,000 (as of June 2018)
Website:	dollargeneral.com
Year Founded:	1939
Credit Rating (S&P):	BBB
No. of Employees:	127,000+
Headquartered:	Goodlettsville, Tennessee

All materials and information received or derived from Trinity Real Estate Investment Services its directors, officers, agents, advisors, affiliates and/or any third party sources are provided without representation or warranty as to completeness, veracity, or accuracy, condition of the property, compliance or lack of compliance with applicable governmental requirements, developability or suitability, financial performance of the property, projected financial performance of the property for any party's intended use or any and all other matters.

Neither Trinity Real Estate Investment Services its directors, officers, agents, advisors, or affiliates makes any representation or warranty, express or implied, as to accuracy or completeness of the any materials or information provided, derived, or received. Materials and information from any source, whether written or verbal, that may be furnished for review are not a substitute for a party's active conduct of its own due diligence to determine these and other matters of significance to such party. Trinity Real Estate Investment Services will not investigate or verify any such matters or conduct due diligence for a party unless otherwise agreed in writing.

EACH PARTY SHALL CONDUCT ITS OWN INDEPENDENT INVESTIGATION AND DUE DILIGENCE.

Any party contemplating or under contract or in escrow for a transaction is urged to verify all information and to conduct their own inspections and investigations including through appropriate third party independent professionals selected by such party. All financial data should be verified by the party including by obtaining and reading applicable documents and reports and consulting appropriate independent professionals. Trinity Real Estate Investment Services makes no warranties and/or representations regarding the veracity, completeness, or relevance of any financial data or assumptions. Trinity Real Estate Investment Services does not serve as a financial advisor to any party regarding any proposed transaction.

All data and assumptions regarding financial performance, including that used for financial modeling purposes, may differ from actual data or performance. Any estimates of market rents and/or projected rents that may be provided to a party do not necessarily mean that rents can be established at or increased to that level. Parties must evaluate any applicable contractual and governmental limitations as well as market conditions, vacancy factors and other issues in order to determine rents from or for the property. Legal questions should be discussed by the party with an attorney. Tax questions should be discussed by the party with a certified public accountant or tax attorney. Title questions should be discussed by the party with a title officer or attorney. Questions regarding the condition of the property and whether the property complies with applicable governmental requirements should be discussed by the party with appropriate engineers, architects, contractors, other consultants and governmental agencies. All properties and services are marketed by Trinity Real Estate Investment Services in compliance with all applicable fair housing and equal opportunity laws.

We obtained the information above from sources we believe to be reliable. However, we have not verified its accuracy and make no guarantee, warranty or representation about it. It is submitted subject to the possibility of errors, omissions, change of price, rental or other conditions, prior sale, lease or financing, or withdrawal without notice. We include projections, opinions, assumptions or estimates for example only, and they may not represent current or future performance of the property. You and your tax and legal advisors should conduct your own investigation of the property and transaction.

INFORMATION ABOUT BROKERAGE SERVICES

Texas law requires all real estate license holders to give the following information about brokerage services to prospective buyers, tenants, sellers and landlords.

TYPES OF REAL ESTATE LICENSE HOLDERS:

- **A BROKER** is responsible for all brokerage activities, including acts performed by sales agents sponsored by the broker.
- **A SALES AGENT** must be sponsored by a broker and works with clients on behalf of the broker.

A BROKER'S MINIMUM DUTIES REQUIRED BY LAW (A client is the person or party that the broker represents):

- Put the interests of the client above all others, including the broker's own interests;
- Inform the client of any material information about the property or transaction received by the broker;
- Answer the client's questions and present any offer to or counter-offer from the client; and
- Treat all parties to a real estate transaction honestly and fairly.

A LICENSE HOLDER CAN REPRESENT A PARTY IN A REAL ESTATE TRANSACTION: AS AGENT FOR OWNER (SELLER/LANDLORD): The broker becomes the property owner's agent through an agreement with the owner, usually in a written listing to sell or property management agreement. An owner's agent must perform the broker's minimum duties above and must inform the owner of any material information about the property or transaction known by the agent, including information disclosed to the agent or subagent by the buyer or buyer's agent.

AS AGENT FOR BUYER/TENANT: The broker becomes the buyer/tenant's agent by agreeing to represent the buyer, usually through a written representation agreement. A buyer's agent must perform the broker's minimum duties above and must inform the buyer of any material information about the property or transaction known by the agent, including information disclosed to the agent by the seller or seller's agent.

AS AGENT FOR BOTH - INTERMEDIARY: To act as an intermediary between the parties the broker must first obtain the written agreement of each party to the transaction. The written agreement must state who will pay the broker and, in conspicuous bold or underlined print, set forth the broker's obligations as an intermediary. A broker who acts as an intermediary:

- Must treat all parties to the transaction impartially and fairly;
- May, with the parties' written consent, appoint a different license holder associated with the broker to each party (owner and buyer) to communicate with, provide opinions and advice to, and carry out the instructions of each party to the transaction.
- Must not, unless specifically authorized in writing to do so by the party, disclose:
 - that the owner will accept a price less than the written asking price;
 - that the buyer/tenant will pay a price greater than the price submitted in a written offer; and
 - any confidential information or any other information that a party specifically instructs the broker in writing not to disclose, unless required to do so by law.

AS SUBAGENT: A license holder acts as a subagent when aiding a buyer in a transaction without an agreement to represent the buyer. A subagent can assist the buyer but does not represent the buyer and must place the interests of the owner first.

TO AVOID DISPUTES, ALL AGREEMENTS BETWEEN YOU AND A BROKER SHOULD BE IN WRITING AND CLEARLY ESTABLISH:

- The broker's duties and responsibilities to you, and your obligations under the representation agreement.
- Who will pay the broker for services provided to you, when payment will be made and how the payment will be calculated.

LICENSE HOLDER CONTACT INFORMATION: This notice is being provided for information purposes. It does not create an obligation for you to use the broker's services. Please acknowledge receipt of this notice below and retain a copy for your records.

Regulated by the Texas Real Estate Commission

Information available at www.trec.texas.gov
IABS 1-0 / 11-2-2015

TRINITY

REAL ESTATE INVESTMENT SERVICES

EXCLUSIVELY MARKETING BY:

BRANSON BLACKBURN

682.233.5223

b.blackburn@trinityreis.com

CHANCE HALES

806.679.9776

chance@trinityreis.com

MATT DAVIS

325.513.6406

matt@trinityreis.com