

Desert Country Plaza

77880-77952 COUNTRY CLUB DRIVE, PALM DESERT, CA 92211



PROPERTY DESCRIPTION

Located at the I-10 & Washington offramp at one of the highest traffic intersections in the area and the gateway to La Quinta, Palm Desert, and Bermuda Dunes. Dedicated signalized access and multiple points of access Desert Country Plaza is ideally located to maximize exposure and generate traffic.

Well established and well maintained, Desert Country Plaza was freshly painted in 2017, new monument signage and all new landscaping installed April of 2019. In line and end cap spaces available. Reasonable lease rates and tenant improvement allowances for qualified tenants.

Anchored by EOS Fitness, with a membership of over 7,000, as well as successful, long term tenants Wells Fargo, Lindora, Dominos, CV Pharmacy, China Wok, Cups Cafe, and La Casita Restaurant.

DEMOGRAPHICS

	1 MILE	3 MILES	5 MILES
Total Households	2,369	18,607	40,000
Total Population	4,792	39,945	94,315
Average HH Income	\$92,094	\$89,264	\$91,408

CalBRE# 02051182 Information has been secured from sources we believe to be reliable, however, WILSON MEADE cannot guarantee its accuracy.

FOR MORE INFORMATION CONTACT:

HEATHER SHARP

760.779.8841

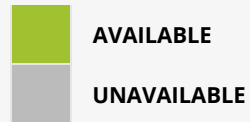
Hsharp@wilson-meade.com

CalBRE #01146312

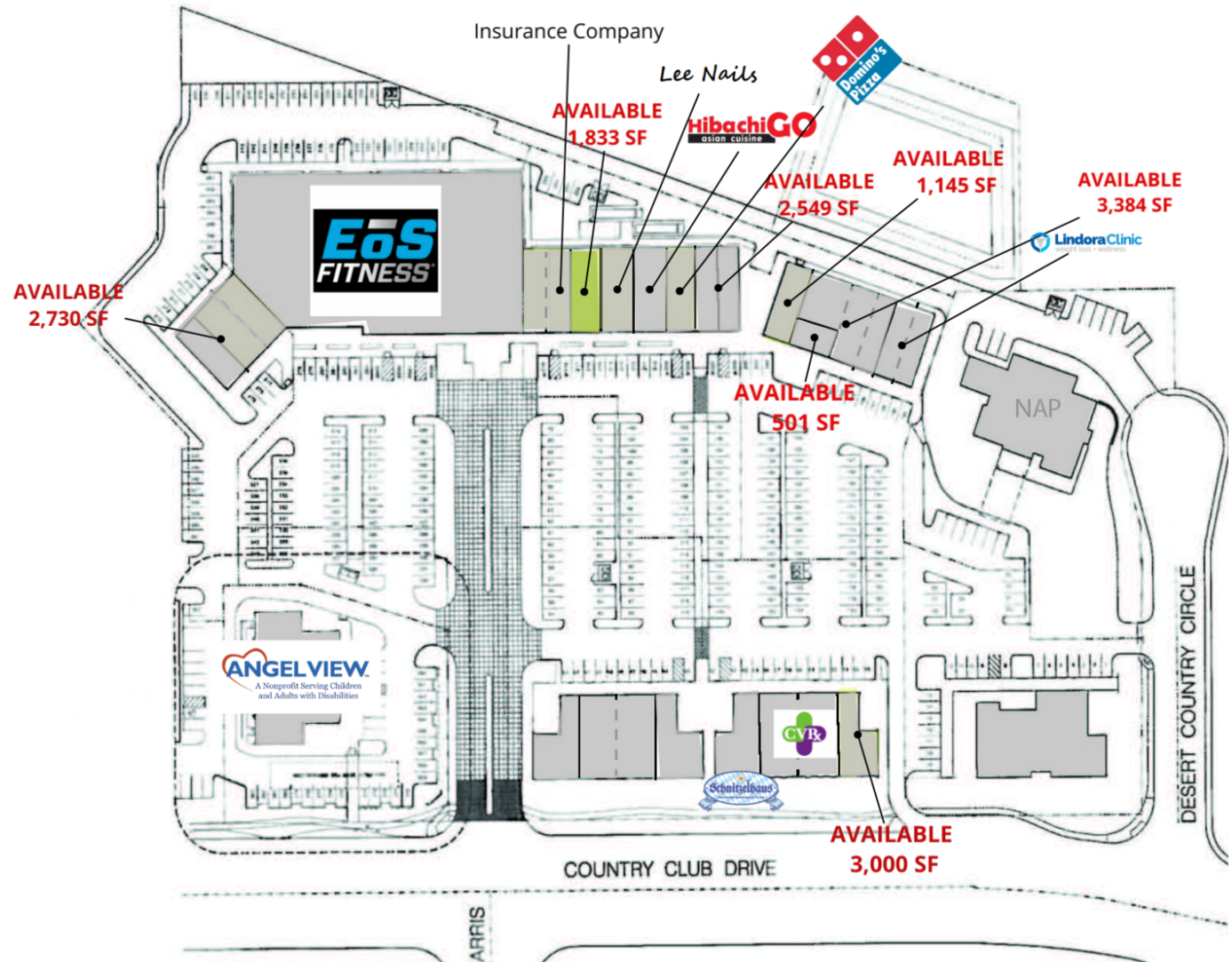


Desert Country Plaza

77880-77952 COUNTRY CLUB DRIVE, PALM DESERT, CA 92211



LEASE TYPE	-
TOTAL SPACE	-
LEASE TERM	Negotiable
LEASE RATE	N/A



CalBRE# 02051182 Information has been secured from sources we believe to be reliable, however, WILSON MEADE cannot guarantee its accuracy.

FOR MORE INFORMATION CONTACT:

HEATHER SHARP

760.779.8841

Hsharp@wilson-meade.com

CalBRE #01146312



Desert Country Plaza

77880-77952 COUNTRY CLUB DRIVE, PALM DESERT, CA 92211

TENANT	SIZE	TYPE	RATE
Available	1,833 SF	NNN	\$1.40 SF/month

CalBRE# 02051182 Information has been secured from sources we believe to be reliable, however, WILSON MEADE cannot guarantee its accuracy.

FOR MORE INFORMATION CONTACT:

HEATHER SHARP

760.779.8841

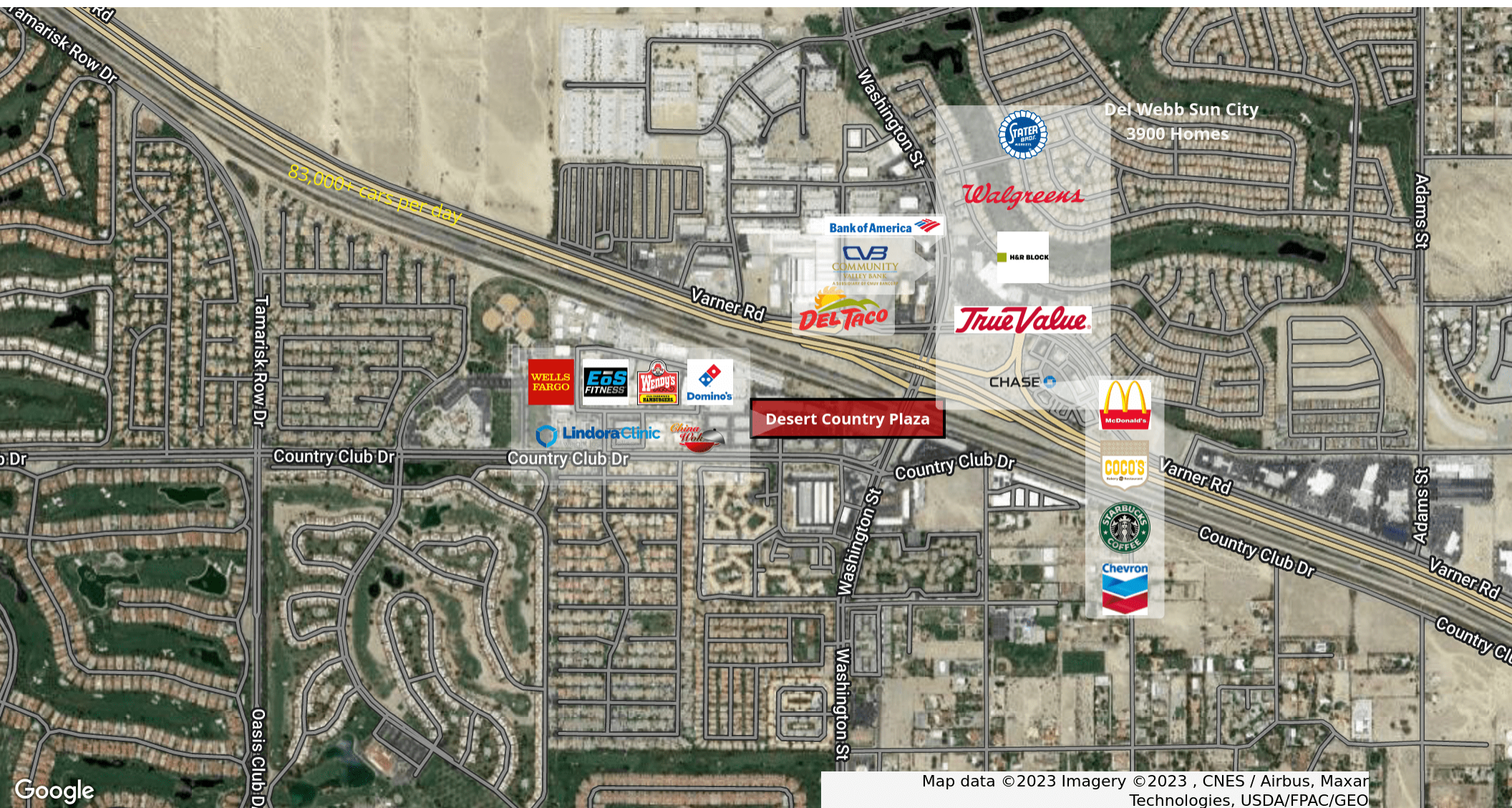
Hsharp@wilson-meade.com

CalBRE #01146312



Desert Country Plaza

77880-77952 COUNTRY CLUB DRIVE, PALM DESERT, CA 92211



Map data ©2023 Imagery ©2023 , CNES / Airbus, Maxar Technologies, USDA/FPAC/Geo

CalBRE# 02051182 Information has been secured from sources we believe to be reliable, however, WILSON MEADE cannot guarantee its accuracy.

FOR MORE INFORMATION CONTACT:

HEATHER SHARP

760.779.8841

Hsharp@wilson-meade.com

CalBRE #01146312



Desert Country Plaza

77880-77952 COUNTRY CLUB DRIVE, PALM DESERT, CA 92211

CalBRE# 02051182 Information has been secured from sources we believe to be reliable, however, WILSON MEADE cannot guarantee its accuracy.

FOR MORE INFORMATION CONTACT:

HEATHER SHARP

760.779.8841

Hsharp@wilson-meade.com

CalBRE #01146312

