

For Lease  
**Retail**



## Allen Oaks Shopping Center

9200-9268 Pelham Road  
Taylor, Michigan 48180

### Property Highlights

- Join Family Dollar, Southern Care, and Other Great Tenants at Allen Oaks Shopping Center
- Prime Space Available from 1,200-6,000 SF
- Strategically Located on the Busy Corner Wick and Pelham Roads
- Ample Main Road Frontage with Fantastic Visibility
- Abundant Parking and Easy Access

### OFFERING SUMMARY

<b>Available SF</b>	1,200 - 6,000 SF
<b>Lease Rate</b>	\$12.00 SF/yr (NNN)
<b>Lot Size</b>	2.94 Acres
<b>Building Size</b>	29,831 SF

### DEMOGRAPHICS

<b>Stats</b>	<b>Population</b>	<b>Avg. HH Income</b>
<b>1 Mile</b>	15,942	\$64,305
<b>3 Miles</b>	120,496	\$59,125
<b>5 Miles</b>	301,976	\$57,293

For more information

**Brad Margolis**

O: 248 351 4367  
bmargolis@farbman.com

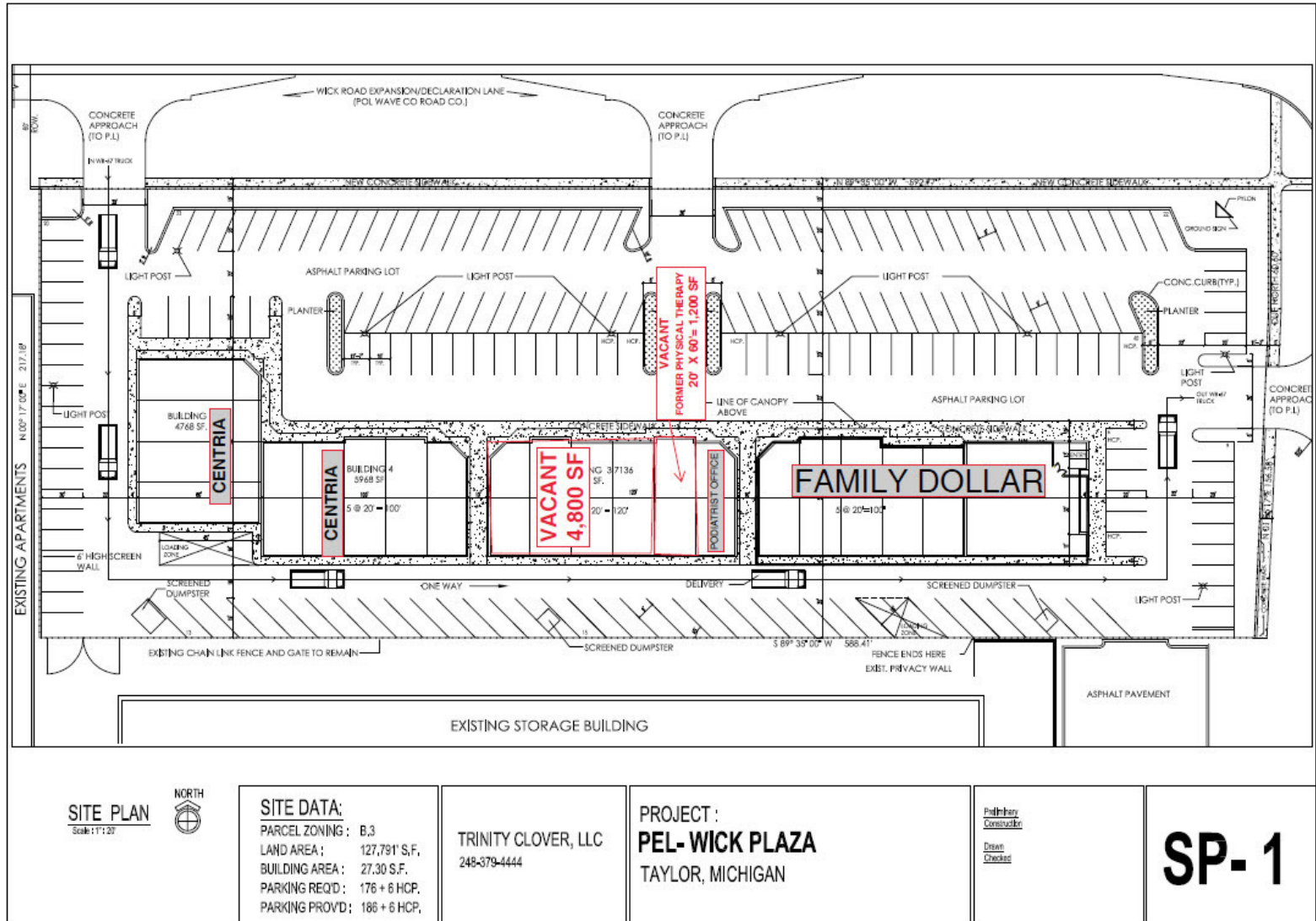


## Additional Photos

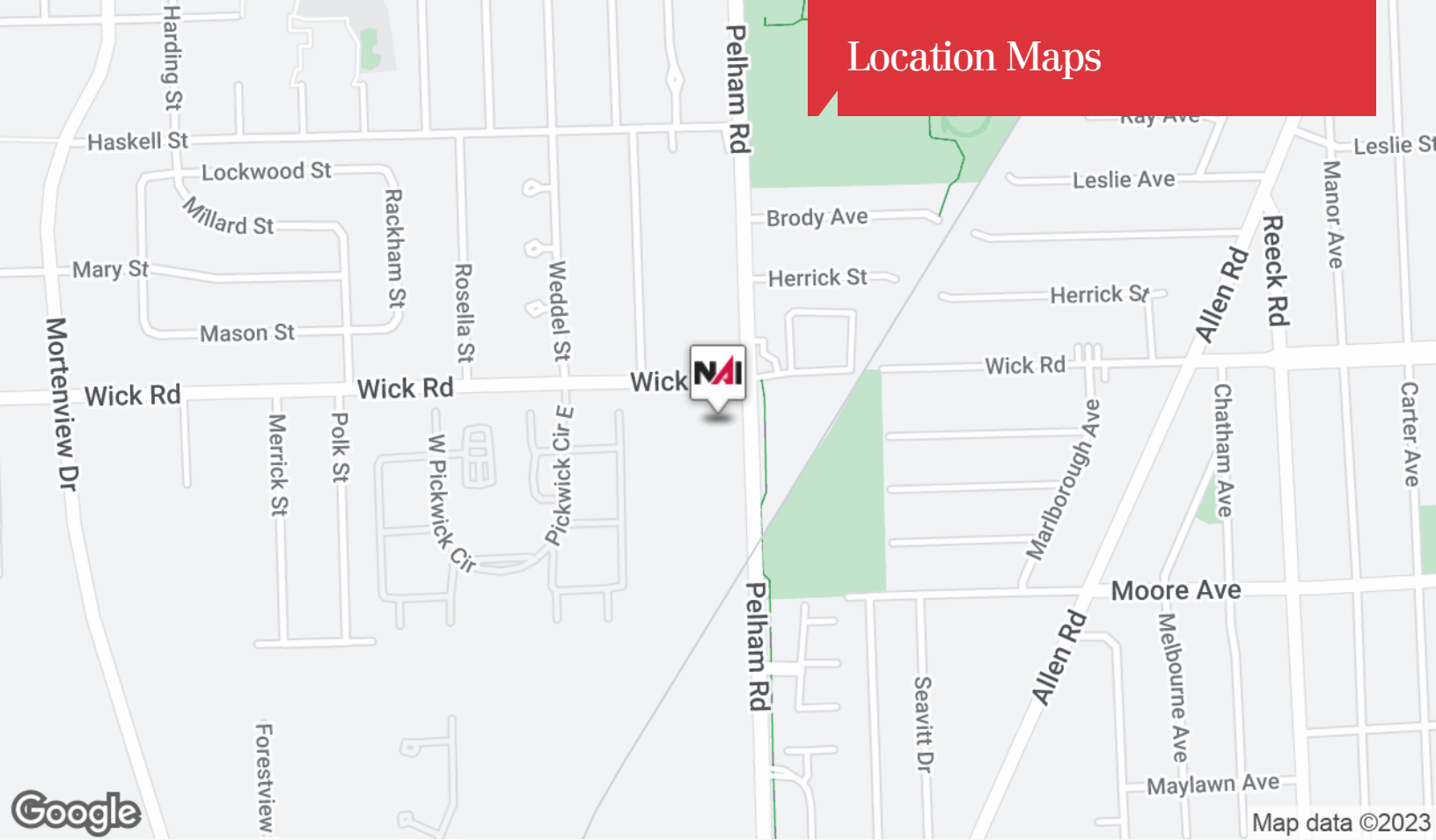




# Site Plan

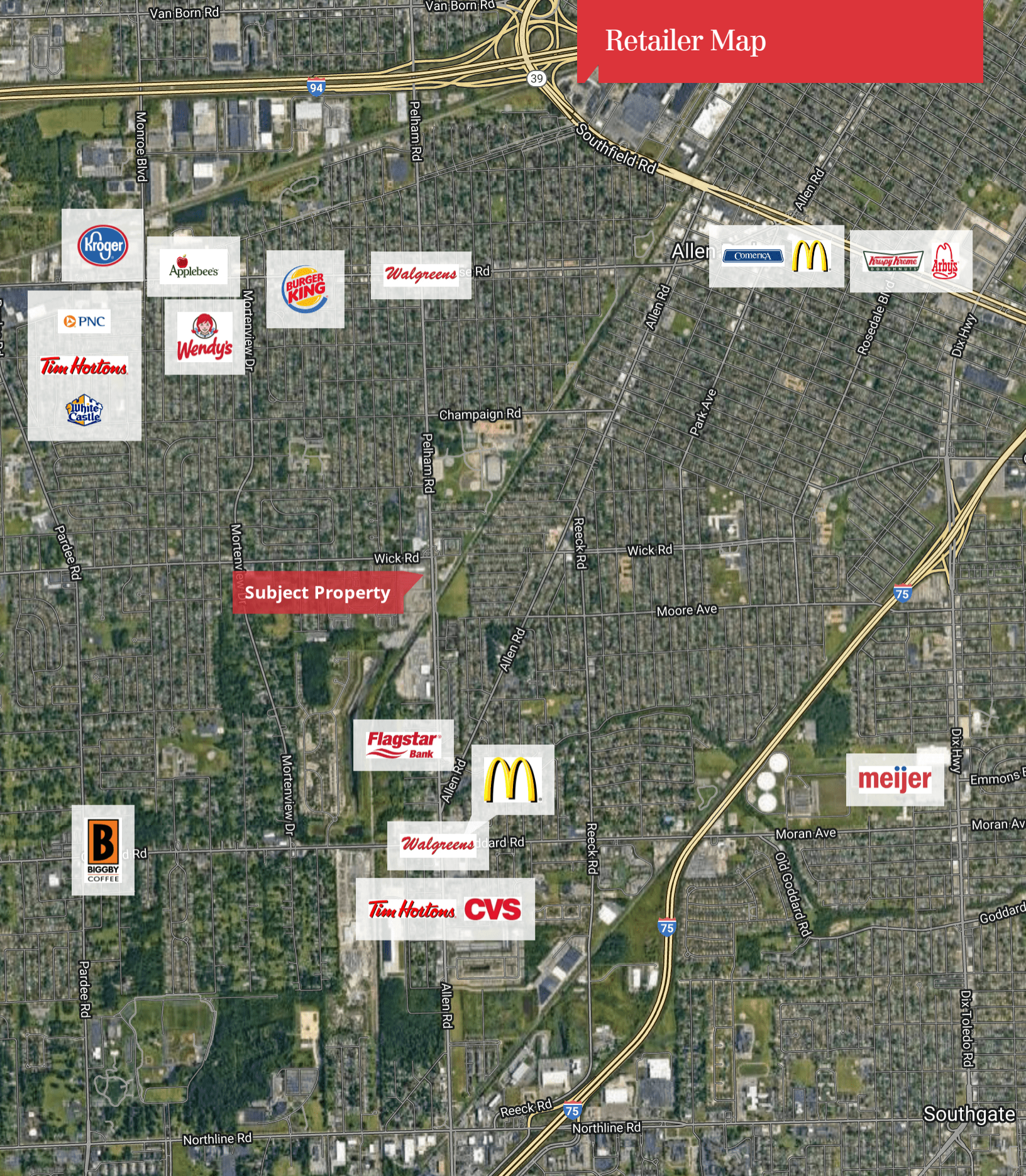


## Location Maps





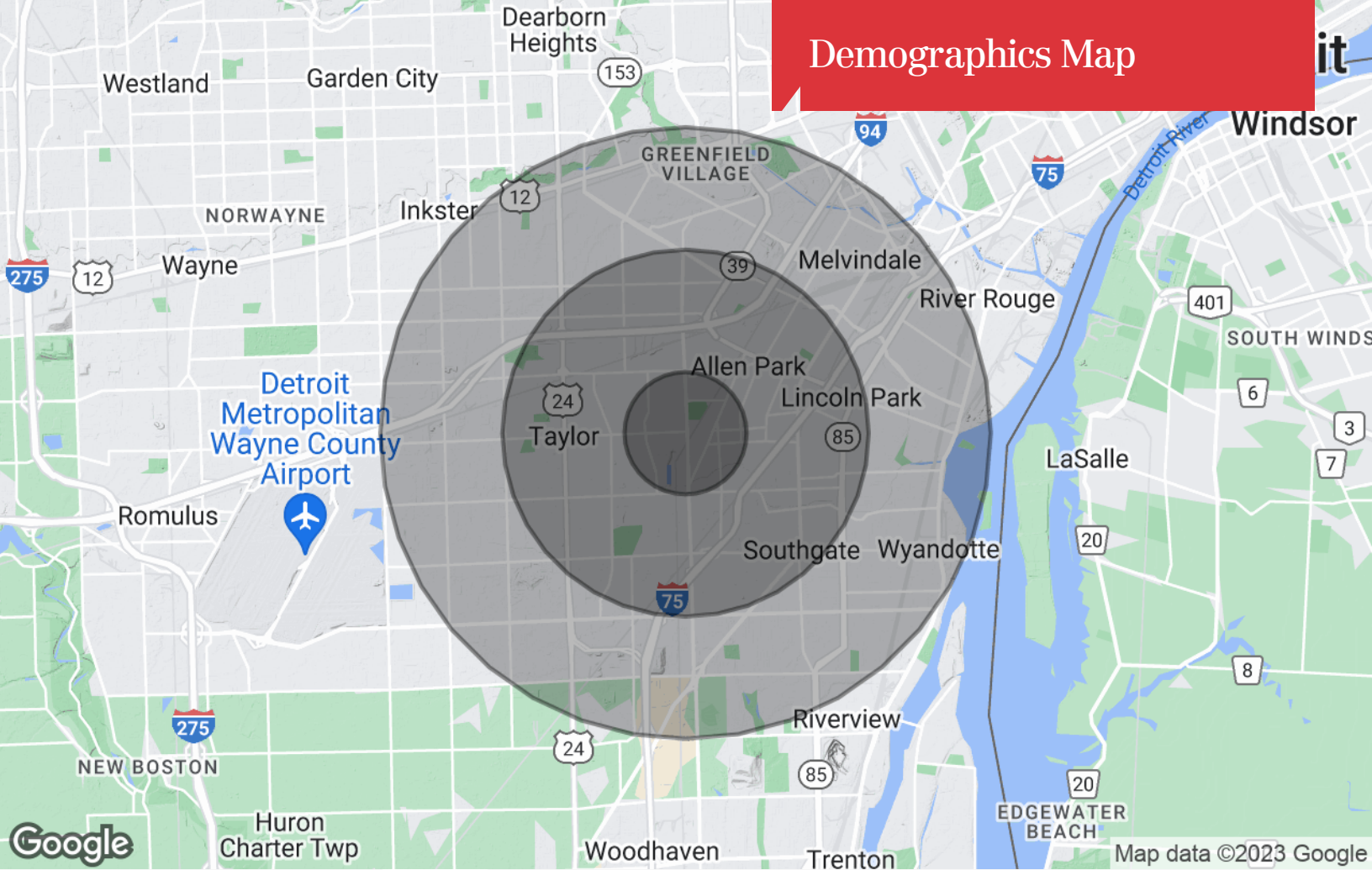
## Retailer Map



Map data ©2023 Google Imagery ©2023 , Airbus, CNES / Airbus, First Base Solutions, Landsat / Copernicus, Maxar Technologies, Sanborn, U.S. Geological Survey, USDA/FPAC/GEO



# Demographics Map



## Population

	1 Mile	3 Miles	5 Miles
TOTAL POPULATION	15,942	120,496	301,976
MEDIAN AGE	38.5	38.8	38.7
MEDIAN AGE (MALE)	37.9	37.7	37.6
MEDIAN AGE (FEMALE)	39.4	39.8	39.8

## Households & Income

	1 Mile	3 Miles	5 Miles
TOTAL HOUSEHOLDS	6,001	46,212	118,933
# OF PERSONS PER HH	2.7	2.6	2.5
AVERAGE HH INCOME	\$64,305	\$59,125	\$57,293
AVERAGE HOUSE VALUE	\$157,174	\$134,695	\$133,509

## Race

	1 Mile	3 Miles	5 Miles
% WHITE	88.5%	89.4%	88.5%
% BLACK	8.4%	7.3%	7.4%
% ASIAN	1.1%	0.8%	1.3%
% HAWAIIAN	0.0%	0.0%	0.0%
% INDIAN	0.2%	0.3%	0.4%
% OTHER	1.7%	2.2%	2.5%

## Ethnicity

	1 Mile	3 Miles	5 Miles
% HISPANIC	4.8%	7.3%	7.3%

\* Demographic data derived from 2020 ACS - US Census