



FOR LEASE | GREY SHELL

AUGUSTA RANCH PROFESSIONAL VILLAGE

2919 S Ellsworth Rd Unit 106, Mesa, AZ 85212

Steve Beck President & Associate Broker | 480.610.2400 | steve@coberealestate.com



coberealestate.com

FOR LEASE | GREY SHELL

Augusta Ranch Professional Village

2919 S Ellsworth Rd Unit 106, Mesa, AZ 85212



PROPERTY SUMMARY

Available SF:

Lease Rate: N/A

Building Size: 8,064 SF

Zoning: LC

Cross Streets: Ellsworth Rd and Guadalupe Rd

LOCATION OVERVIEW

Prime location close to new Eastmark Development considered the largest and fastest growing area in Arizona. Situated in Augusta Ranch Professional Village with strong medical/dental and professional tenant mix. Only minutes to Loop 202 and US-60. Easy access to 4 area hospitals: Mountain Vista, Banner Baywood, Banner Gateway and Mercy Gilbert. Close proximity to Phx Mesa Gateway Airport and ASU Polytechnic Campus.

PROPERTY HIGHLIGHTS

- 2,008 SF Grey Shell for Lease for \$19/SF NNN
- Building Signage and Covered Parking Available
- TI Allowance Available
- Less than 1/2 Mile from Loop 202 and within Minutes to US-60
- Easy Access to 4 Area Hospitals, Phx-Mesa Gateway Airport & ASU Polytechnic Campus

Steve Beck, President & Associate Broker | P: 480.610.2400 | C: 480.251.1505 | steve@coberealestate.com

www.coberealestate.com

No warranty or representation, expressed or implied, is made as to the accuracy of the information contained herein and some is subject to errors, omissions, withdrawal without notice, and any other special conditions imposed by our principals.

FOR LEASE | GREY SHELL

Augusta Ranch Professional Village

2919 S Ellsworth Rd Unit 106, Mesa, AZ 85212



Steve Beck, President & Associate Broker | P: 480.610.2400 | C: 480.251.1505 | steve@coberealestate.com

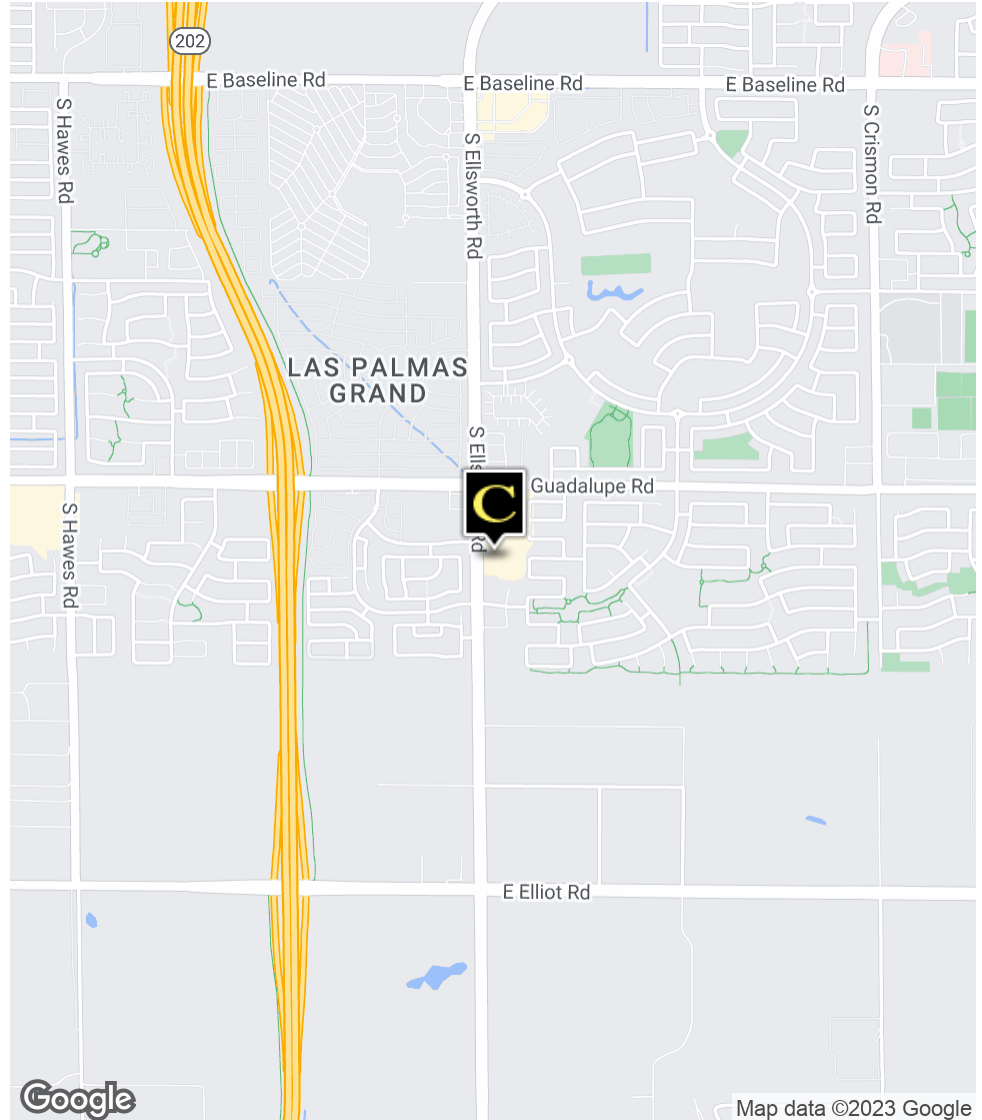
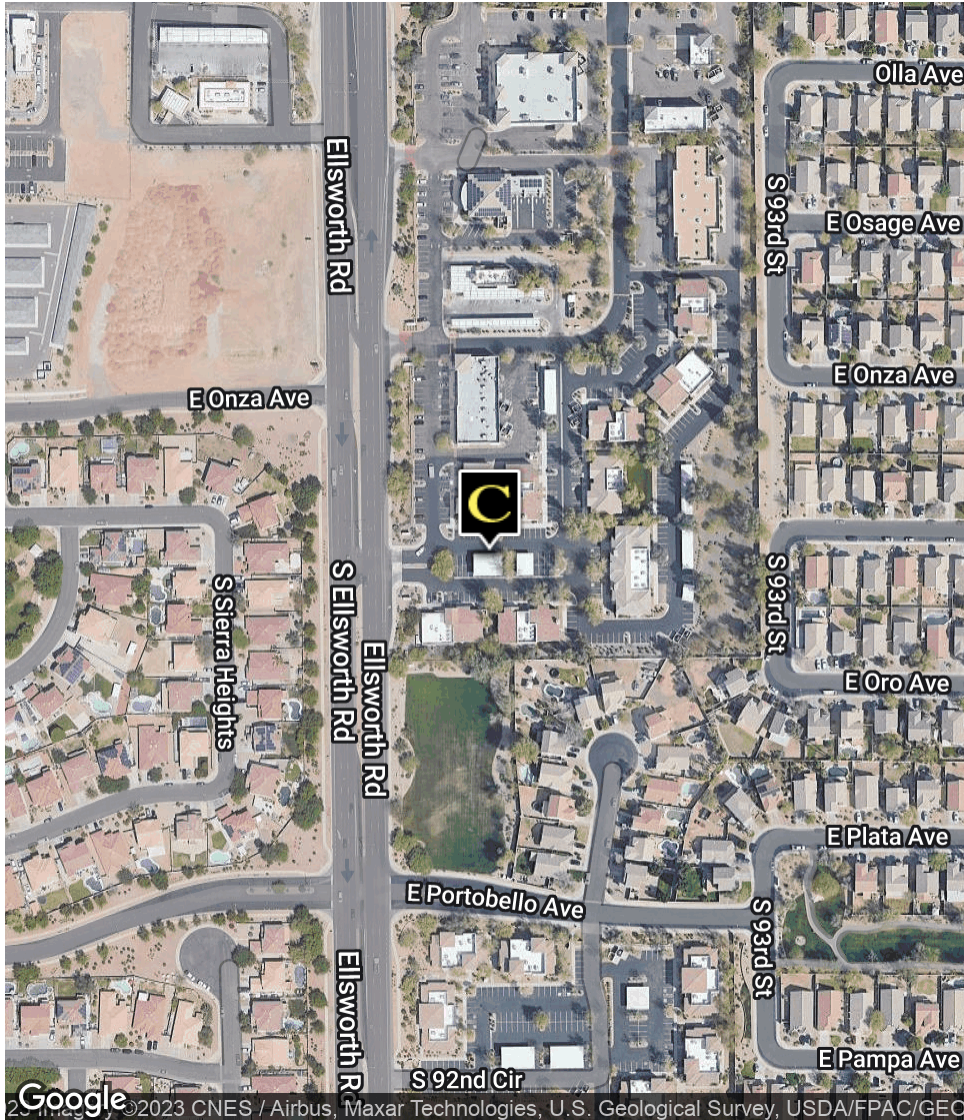
www.coberealestate.com

No warranty or representation, expressed or implied, is made as to the accuracy of the information contained herein and some is subject to errors, omissions, withdrawal without notice, and any other special conditions imposed by our principals.

FOR LEASE | GREY SHELL

Augusta Ranch Professional Village

2919 S Ellsworth Rd Unit 106, Mesa, AZ 85212



Steve Beck, President & Associate Broker | P: 480.610.2400 | C: 480.251.1505 | steve@coberealestate.com

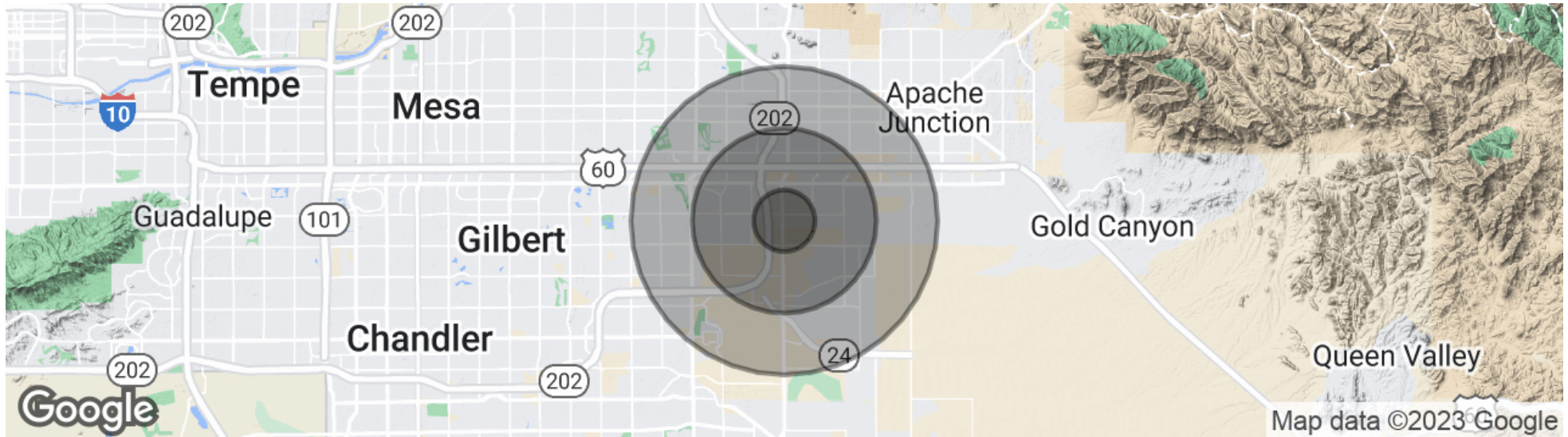
www.coberealestate.com

No warranty or representation, expressed or implied, is made as to the accuracy of the information contained herein and some is subject to errors, omissions, withdrawal without notice, and any other special conditions imposed by our principals.

FOR LEASE | GREY SHELL

Augusta Ranch Professional Village

2919 S Ellsworth Rd Unit 106, Mesa, AZ 85212



POPULATION

Total population

Median age

Median age (Male)

Median age (Female)

1 MILE

11,412

35.4

33.3

37.4

3 MILES

65,291

41.3

39.5

43.8

5 MILES

159,777

39.9

38.5

41.7

HOUSEHOLDS & INCOME

Total households

of persons per HH

Average HH income

Average house value

1 MILE

3,846

3.0

\$76,758

\$154,794

3 MILES

24,537

2.7

\$66,739

\$195,485

5 MILES

60,270

2.7

\$62,848

\$200,992

** Demographic data derived from 2020 ACS - US Census*

Steve Beck, President & Associate Broker | P: 480.610.2400 | C: 480.251.1505 | steve@coberealestate.com

www.coberealestate.com

No warranty or representation, expressed or implied, is made as to the accuracy of the information contained herein and some is subject to errors, omissions, withdrawal without notice, and any other special conditions imposed by our principals.