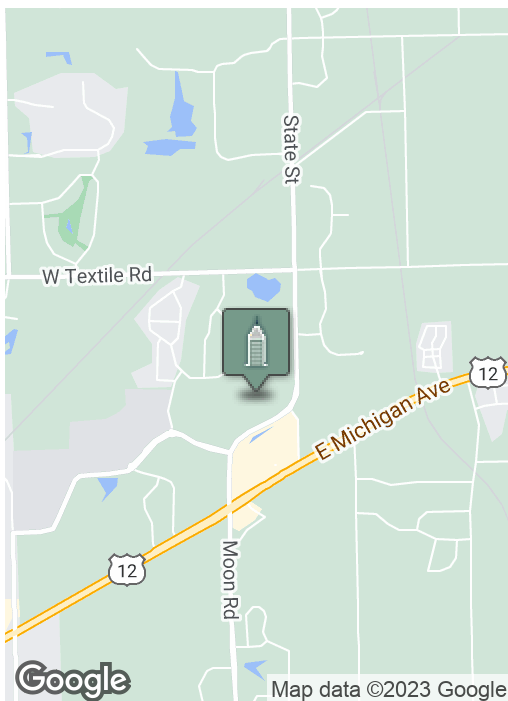




FOR LEASE



SUMMARY

Suite 600:

2,500 - 5,700 SF
\$9.00 psf NNN
Plus Utilities

Zoning:

BD - Business Development
Pittsfield Township

PROPERTY HIGHLIGHTS

- Located in Pittsfield Township with Saline address
- Interior is ready for landlord to complete turn-key or white box for tenant finishes
- 45 - 90 day occupancy after lease signing
- Fire suppression system
- 14' ceiling
- 1,600AMP 120/208V 3 phase 4 wire electrical service

***Building
relationships.***

208 East Washington Street Ann Arbor, MI 48104

734.663.0501

Tony Caprarese

734.904.3521

TONYC@SWISHERCOMMERCIAL.COM

SWISHERCOMMERCIAL.COM



PROPERTY DESCRIPTION

Existing Mixed Use / Office / Research & Development. Located in Pittsfield Township with Saline address. Minutes from Ann Arbor and all major expressways.


Can accommodate qualified tenants requiring 2,500 or 5,700 sf of usable space plus shared common entrance and restrooms.

Building has full fire suppression system & 1600AMP 120/208V 3 phase 4 wire electrical service.

Co-tenants include South State Sports, Dark Horse Wrestling Club and Promanas Professional Offices.

TAX ID

L-12-28-300-021



INTERIOR DESCRIPTION

Interior of building is ready for landlord to complete a turn-key space or white-box ready for tenant finishes. Estimated occupancy 45 - 90 days depending on tenant requirements.

PARKING DESCRIPTION

Large surface lot with 200 parking spaces.



BUILDING ATTRIBUTES

- 14' Ceiling
- Sprinklers - Wet - Fire Suppression System
- HVAC
- Fiber Optic Internet
- Municipal Water
- Municipal Sewer
- 1,600AMP, 120/208V 3 phase, 4 wire electrical service

***Building
relationships.***

208 East Washington Street Ann Arbor, MI 48104

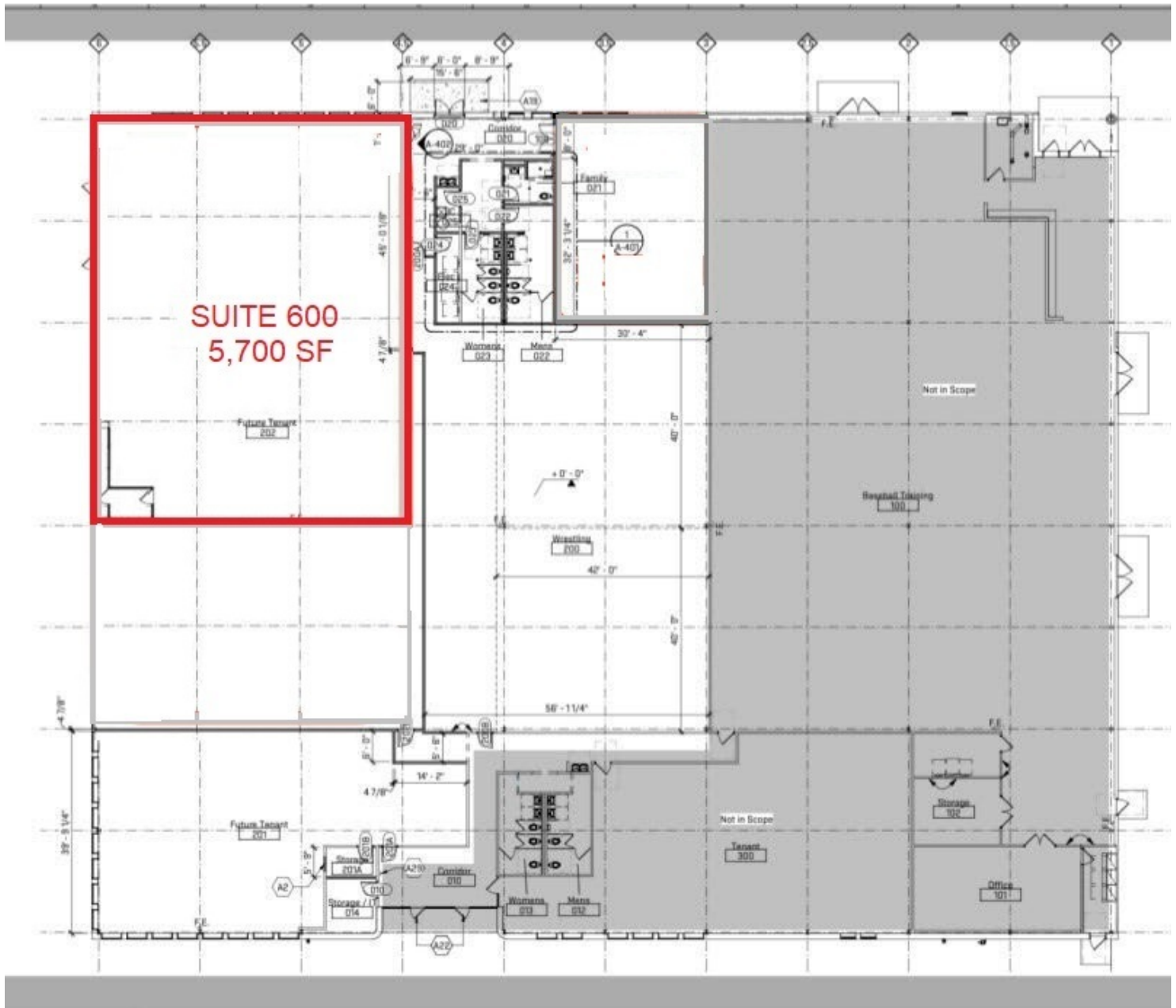
734.663.0501

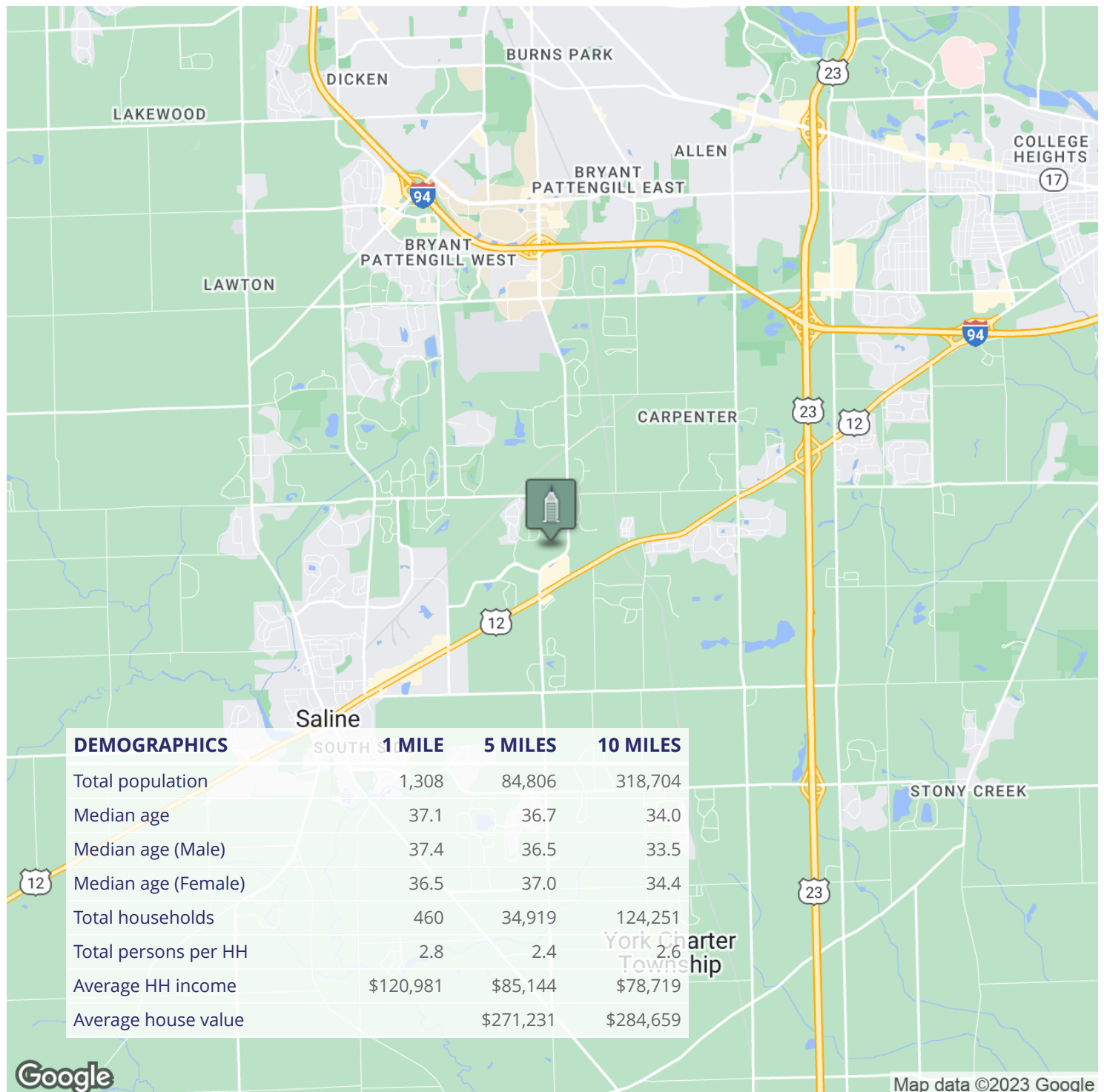
Tony Caprarese

734.904.3521

TONYC@SWISHERCOMMERCIAL.COM

SWISHERCOMMERCIAL.COM





***Building
relationships.***

208 East Washington Street Ann Arbor, MI 48104

734.663.0501

Tony Caprrese

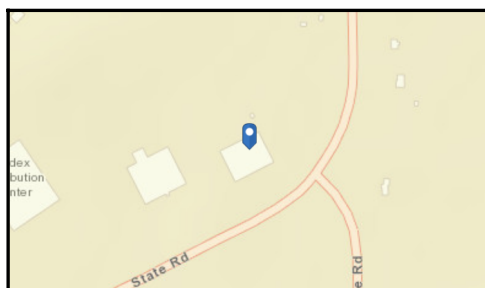
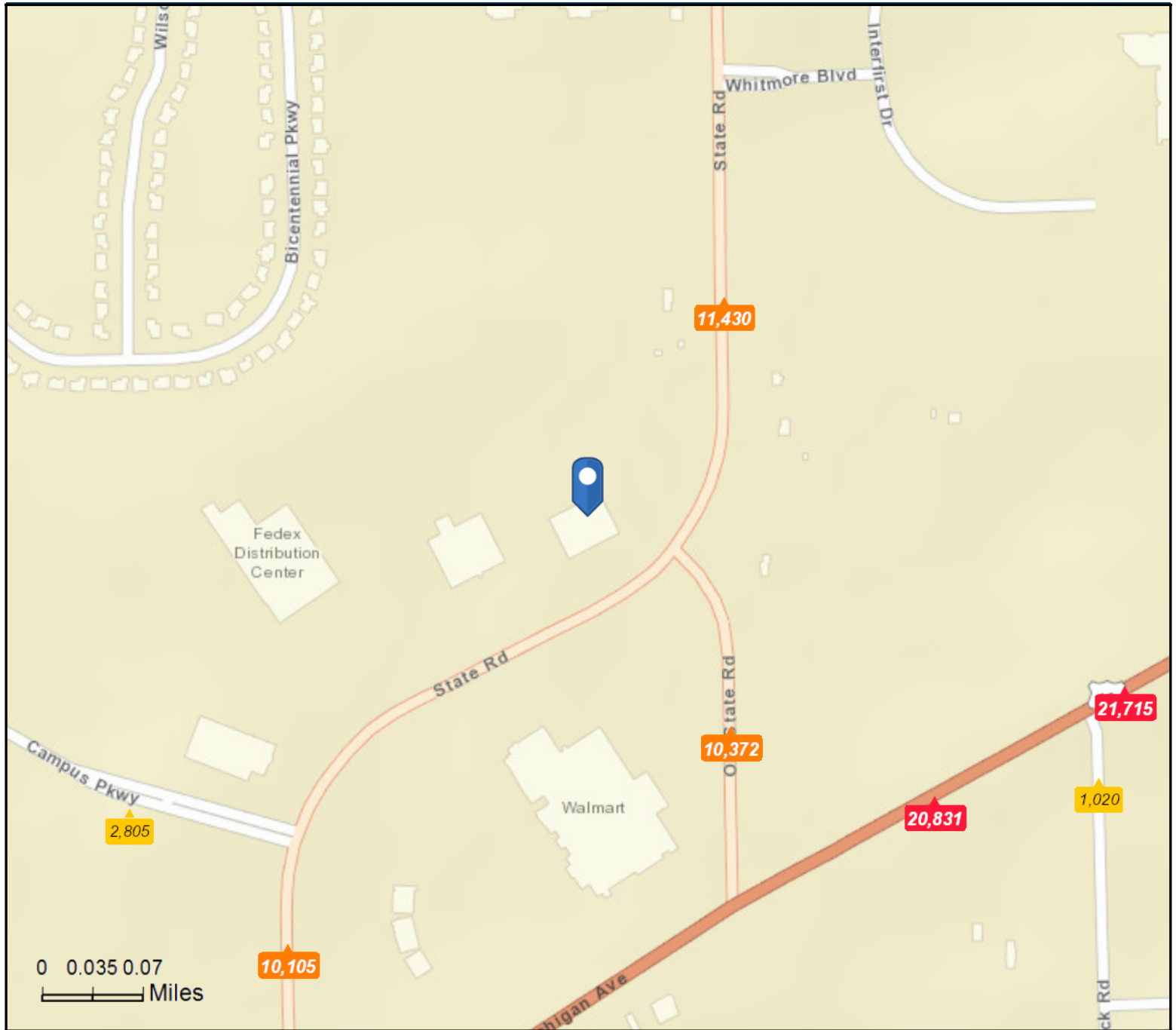
734.904.3521

TONYC@SWISHERCOMMERCIAL.COM

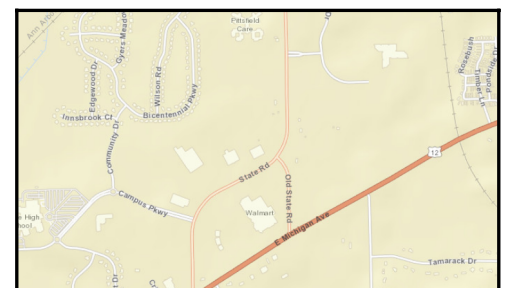
SWISHERCOMMERCIAL.COM

6564 State Rd
 6564 State Rd, Saline, Michigan, 48176
 Ring Bands: 0-1, 1-3, 3-5 mile radii

Prepared by Esri
 Latitude: 42.19169
 Longitude: -83.73499



Average Daily Traffic Volume
 ▲ Up to 6,000 vehicles per day
 ▲ 6,001 - 15,000
 ▲ 15,001 - 30,000
 ▲ 30,001 - 50,000
 ▲ 50,001 - 100,000
 ▲ More than 100,000 per day



Source: ©2019 Kalibrate Technologies (Q1 2019).

August 07, 2019