



GENERAL NOTES:
1- This architect and/or architectural firm is not contracted to provide Construction Administration services for this project (unless otherwise noted).
2- This architect and/or architectural firm is not contracted to provide waterproofing details & specifications for this project (unless otherwise noted).

ARCHITECT
D. TRACY WARD
EST. 1993

THIS DRAWING IS THE PROPERTY OF BENCHMARK DESIGN, P.C. ARCHITECTS AND IS NOT TO BE REPRODUCED OR COPIED IN WHOLE OR IN PART. THE DIMENSIONS OF WHICH ARE 24" X 36".
IT IS ONLY TO BE USED FOR THE PROJECT AND SITE SPECIFICALLY IDENTIFIED HEREIN AND IS NOT TO BE USED ON ANY OTHER PROJECT WITHOUT WRITTEN PERMISSION FROM THE ARCHITECT. THE CONTRACTOR IS RESPONSIBLE FOR VERIFYING ALL FIELD MEASUREMENTS, QUANTITIES AND DIMENSIONS, AND RELATED FIELD CONSTRUCTION CRITERIA.

COPYRIGHT 1993-2018
BENCHMARK DESIGN, P.C.
Architects & Planners

Design Professional D. Tracy Ward, GA #8230

Issue Date 00/00/0000

Date	Description
10/24/2018	Concept Progress
04/17/2019	Concept Progress
06/24/2019	Pricing set
08/02/2019	Preliminary Review

Project Name Strawberry Fields

Project Number 17027-02

Drawn by JB/DTW

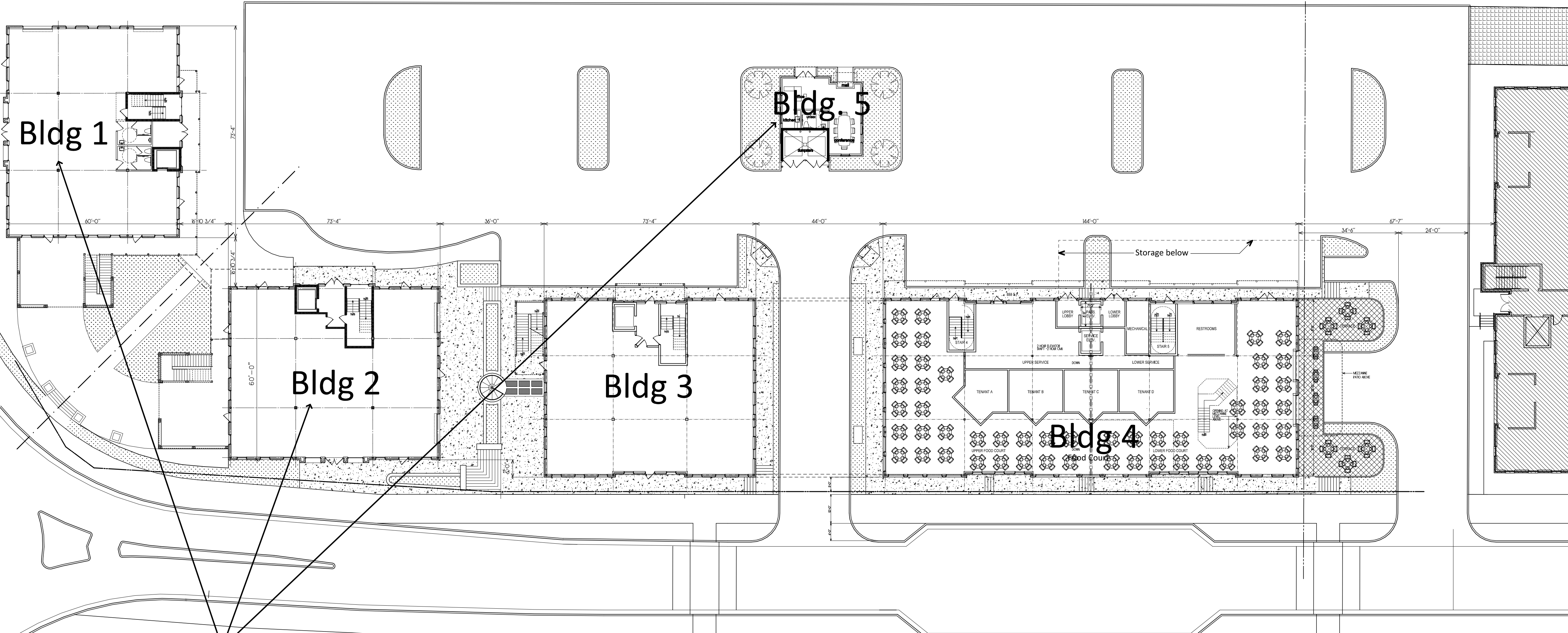
Designed by DTW

Checked by DTW

Architectural
Site Plan

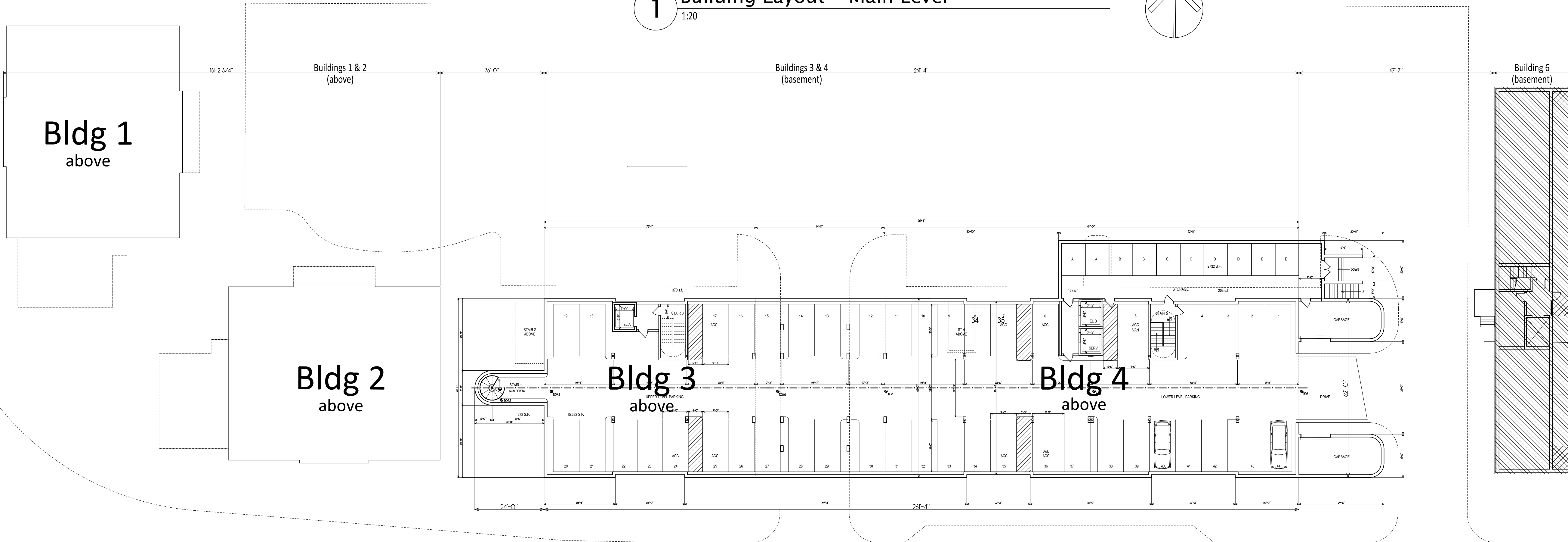
Sheet Number

A-1.0

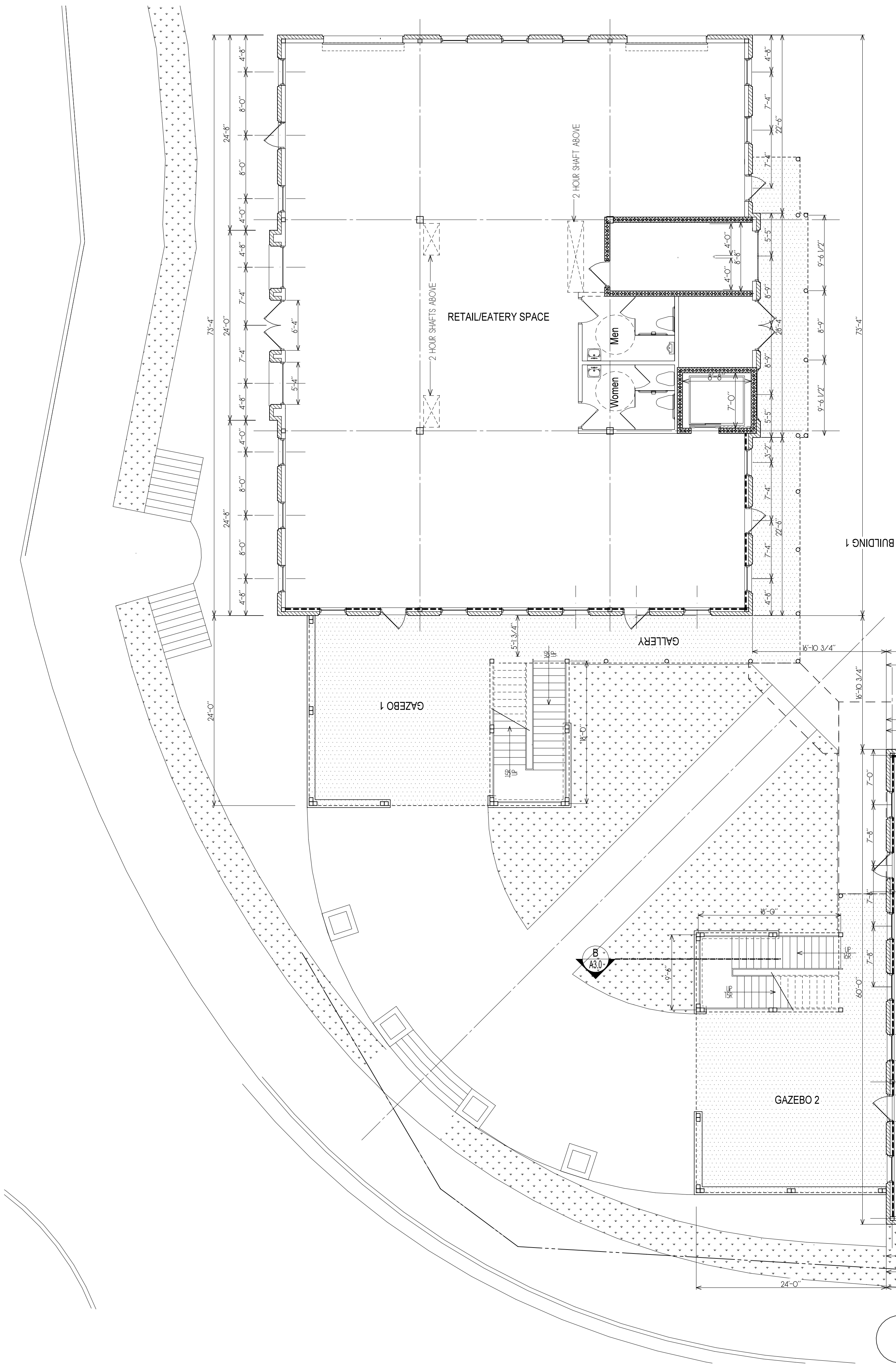


BUILDINGS 1, 2 & 5 ARE SHOWN FOR PERMIT HEREIN.
OTHER BUILDINGS UNDER SEPARATE COVER.

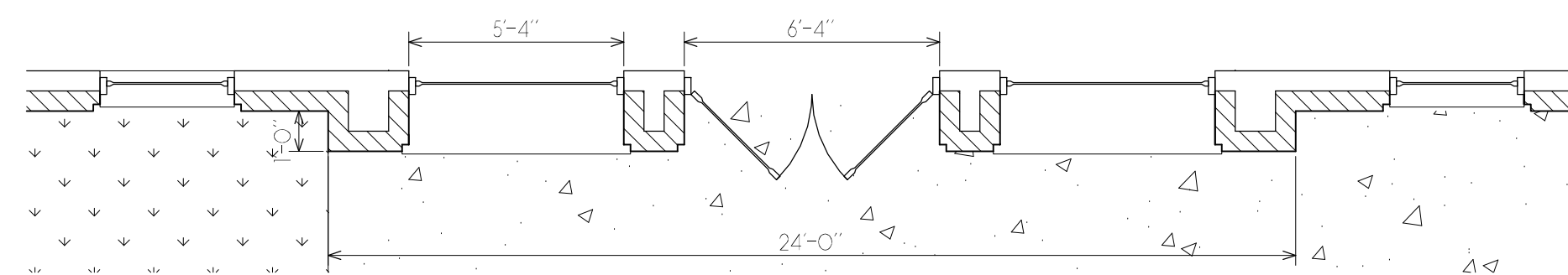
1 Building Layout – Main Level
1:20



2 Building Layout – Basement Plan
1:20



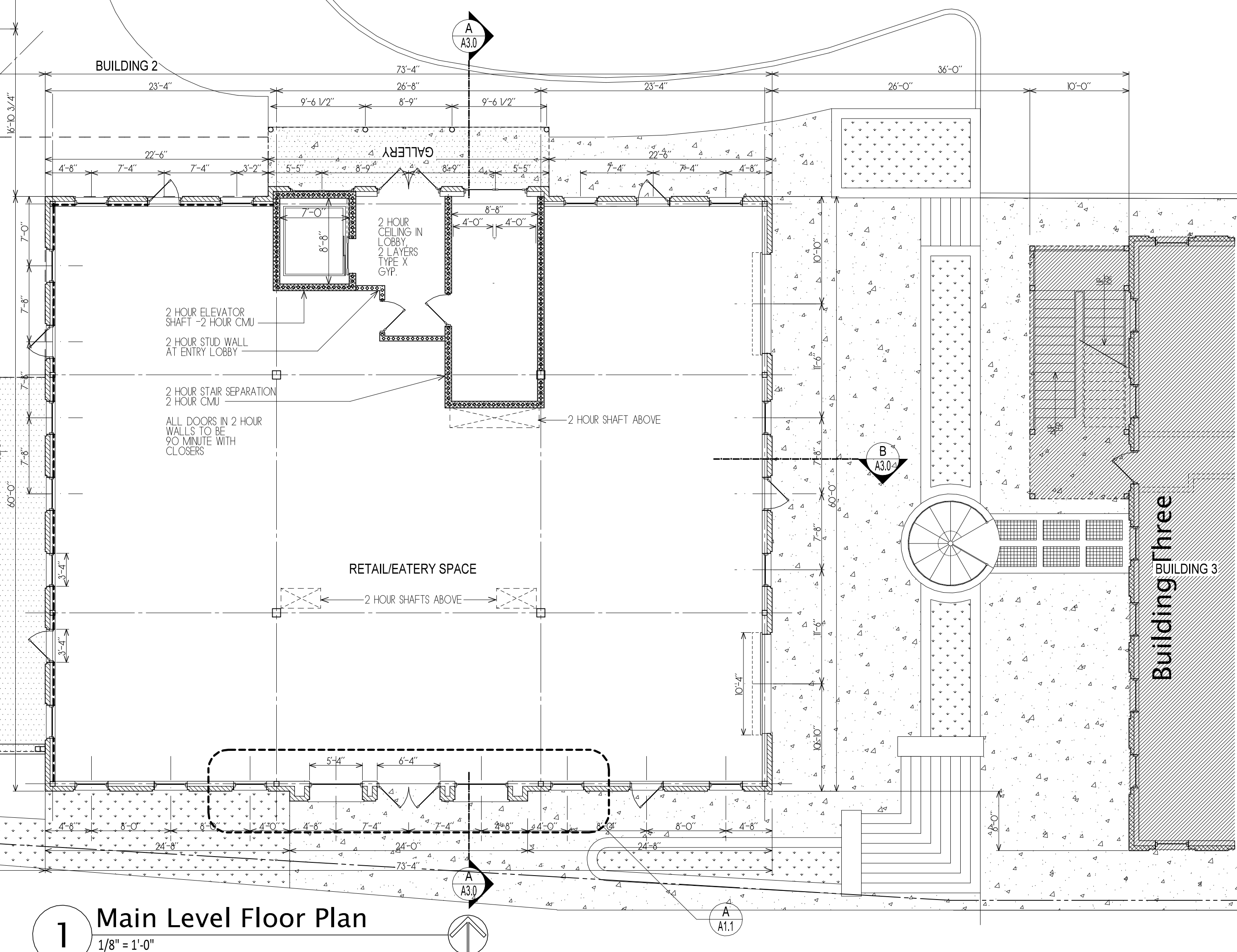
1 Main Level Floor Plan
1/8" = 1'-0"



2 Main Level Bump out
1/4" = 1'-0"

MAIN LEVEL BUILDING 1 BUILDING AREA CALCULATIONS	
CORE:	447 S.F.
RETAIL/EATERY:	4006 S.F.
TOTAL BUILDING:	4453 S.F.
GAZEBO:	548 S.F.
EXTERIOR STAIRS:	185 S.F.
GALLERY:	582 S.F.
TOTAL OUTDOOR:	1315 S.F.
TOTAL BUILDING & GALLERIES:	5678 S.F.

MAIN LEVEL BUILDING 2 BUILDING AREA CALCULATIONS	
CORE:	447 S.F.
RETAIL/EATERY:	4006 S.F.
TOTAL BUILDING:	4453 S.F.
GAZEBO:	548 S.F.
EXTERIOR STAIRS:	185 S.F.
GALLERY:	260 S.F.
TOTAL OUTDOOR:	993 S.F.
TOTAL BUILDING & GALLERIES:	5446 S.F.



Market District
Commercial T5
Buildings 1 & 2

Charlotte Drive
Milton, GA



GENERAL NOTES:
1. This architect and/or architectural firm is not contracted to provide Construction Administration services for this project (unless otherwise noted).
2. This architect and/or architectural firm is not contracted to provide waterproofing details & specifications for this project (unless otherwise noted).

ARCHITECT
D. TRACY WARD
EST. 1993

THIS DRAWING IS THE PROPERTY OF BENCHMARK DESIGN, P.C., ARCHITECTS AND IS NOT TO BE REPRODUCED OR COPIED IN WHOLE OR IN PART. THE DIMENSIONS OF WHICH ARE 24" X 36".
IT IS ONLY TO BE USED FOR THE PROJECT AND SITE SPECIFICALLY IDENTIFIED HEREIN AND IS NOT TO BE USED ON ANY OTHER PROJECT WITHOUT WRITTEN PERMISSION FROM THE ARCHITECT. THE CONTRACTOR IS RESPONSIBLE FOR VERIFYING ALL FIELD MEASUREMENTS, QUANTITIES AND DIMENSIONS, AND RELATED FIELD CONSTRUCTION CRITERIA.

COPYRIGHT 1993-2018
Benchmark Design, P.C.
Architects & Planners

Design Professional D. Tracy Ward, GA #8230

Issue Date 00/00/0000

Date	Description
10/24/2018	Concept Progress
04/17/2019	Concept Progress
06/24/2019	Pricing set
08/02/2019	Preliminary Review

Project Name Strawberry Fields

Project Number 17027-02

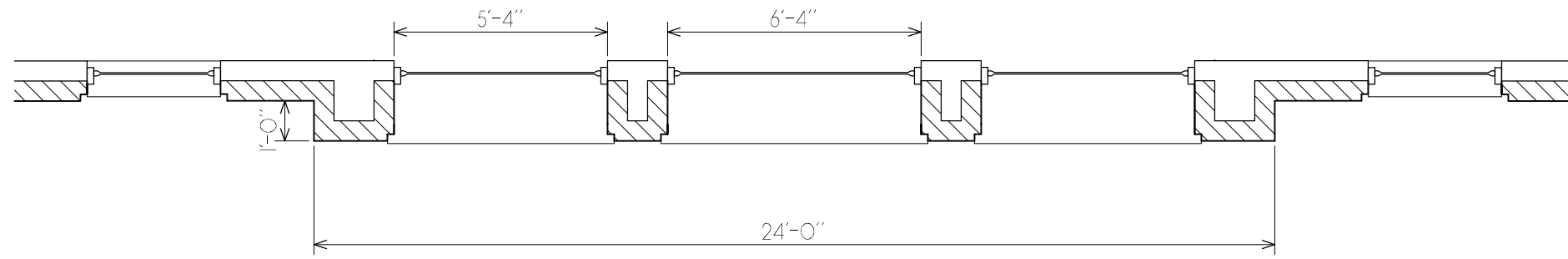
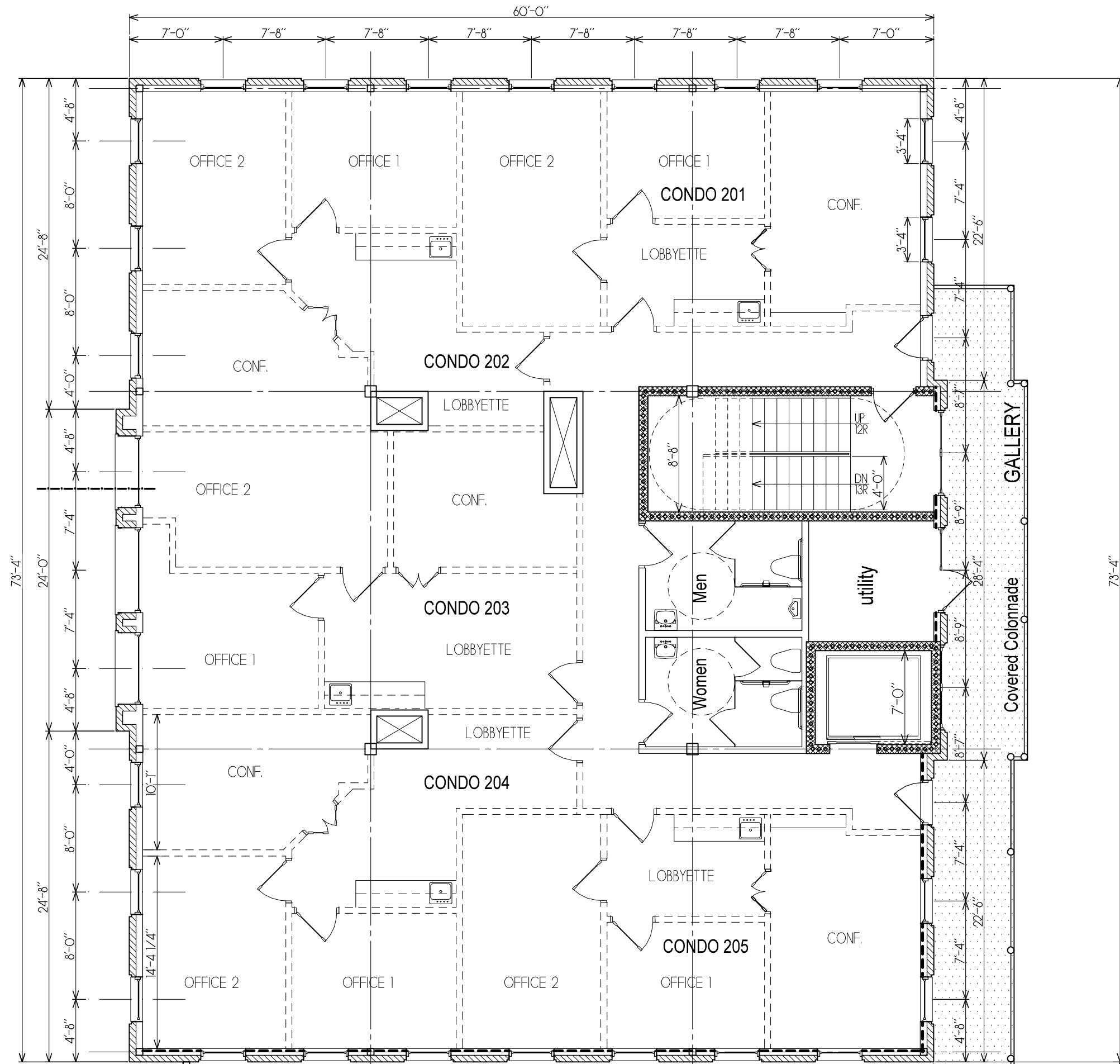
Drawn by JB/DTW

Designed by DTW

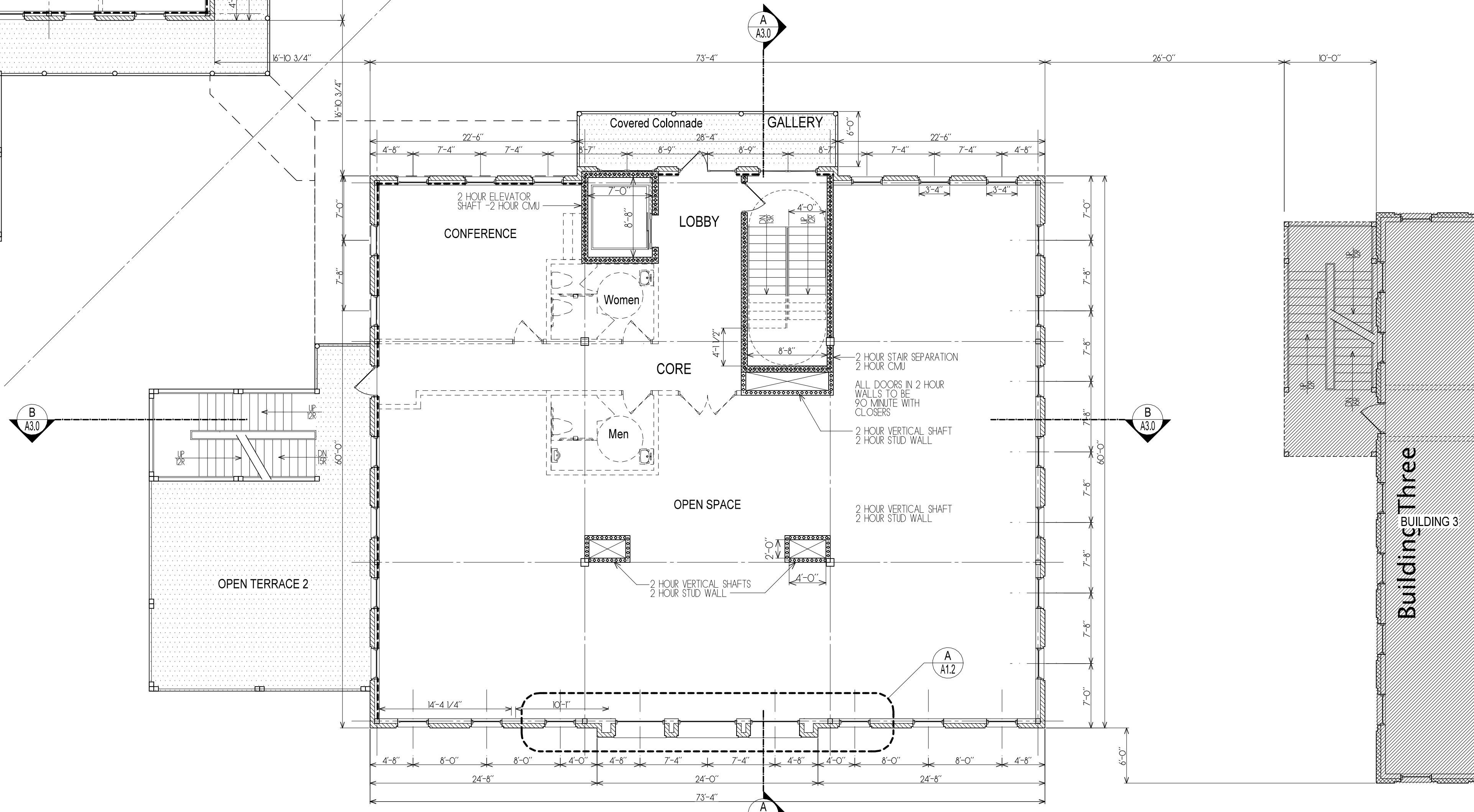
Checked by DTW

Description Main Level Floor Plan

Sheet Number A-1.1



2 2nd Floor Bump out
1/4" = 1'-0"



1 2nd Floor Plan
1/8" = 1'-0"

2ND LEVEL BUILDING 1 BUILDING AREA CALCULATIONS	
CORE:	630 S.F.
INTERIOR SPACES:	3823 S.F.
TOTAL BUILDING:	4453 S.F.
GAZEBO:	548 S.F.
EXTERIOR STAIRS:	185 S.F.
GALLERY:	582 S.F.
TOTAL OUTDOOR:	1315 S.F.
TOTAL BUILDING & BALCONIES:	5678 S.F.

OFFICE CONDOS	
OFFICE CONDO 201:	660 S.F.
OFFICE CONDO 202:	690 S.F.
OFFICE CONDO 203:	720 S.F.
OFFICE CONDO 204:	610 S.F.
OFFICE CONDO 205:	660 S.F.
TOTAL OFFICE CONDO: (minus chases)	3340 S.F.

2ND LEVEL BUILDING 2 BUILDING AREA CALCULATIONS	
CORE:	918 S.F.
INTERIOR SPACES:	3535 S.F.
TOTAL BUILDING:	4453 S.F.
GAZEBO:	548 S.F.
EXTERIOR STAIRS:	185 S.F.
GALLERY:	260 S.F.
TOTAL OUTDOOR:	993 S.F.
TOTAL BUILDING & BALCONIES:	5446 S.F.

CONFERENCE ROOM:	384 S.F.
OPEN SPACE:	3151 S.F.
CONDO 1:	000 S.F.
CONDO 2:	000 S.F.
CONDO 3:	000 S.F.
TOTAL INTERIOR SPACES:	3535 S.F.



GENERAL NOTES:
1- This architect and/or architectural firm is not contracted to provide Construction Administration services for this project (unless otherwise noted).
2- This architect and/or architectural firm is not contracted to provide waterproofing details & specifications for this project (unless otherwise noted).

ARCHITECT
D. TRACY WARD
EST. 1993

THIS DRAWING IS THE PROPERTY OF BENCHMARK DESIGN, P.C., ARCHITECTS AND IS NOT TO BE REPRODUCED OR COPIED IN WHOLE OR IN PART. THE DIMENSIONS OF WHICH ARE 24" x 36".
IT IS ONLY TO BE USED FOR THE PROJECT AND SITE SPECIFICALLY IDENTIFIED HEREIN AND IS NOT TO BE USED ON ANY OTHER PROJECT WITHOUT WRITTEN PERMISSION FROM THE ARCHITECT. THE CONTRACTOR IS RESPONSIBLE FOR VERIFYING ALL FIELD MEASUREMENTS, QUANTITIES AND DIMENSIONS, AND RELATED FIELD CONSTRUCTION CRITERIA.

COPYRIGHT 1993-2018
Benchmark Design, P.C.
Architects & Planners

Design Professional D. Tracy Ward, GA #8230

Issue Date 00/00/0000

Date	Description
10/24/2018	Concept Progress
04/17/2019	Concept Progress
06/24/2019	Pricing set
08/02/2019	Preliminary Review

Project Name Strawberry Fields

Project Number 17027-02

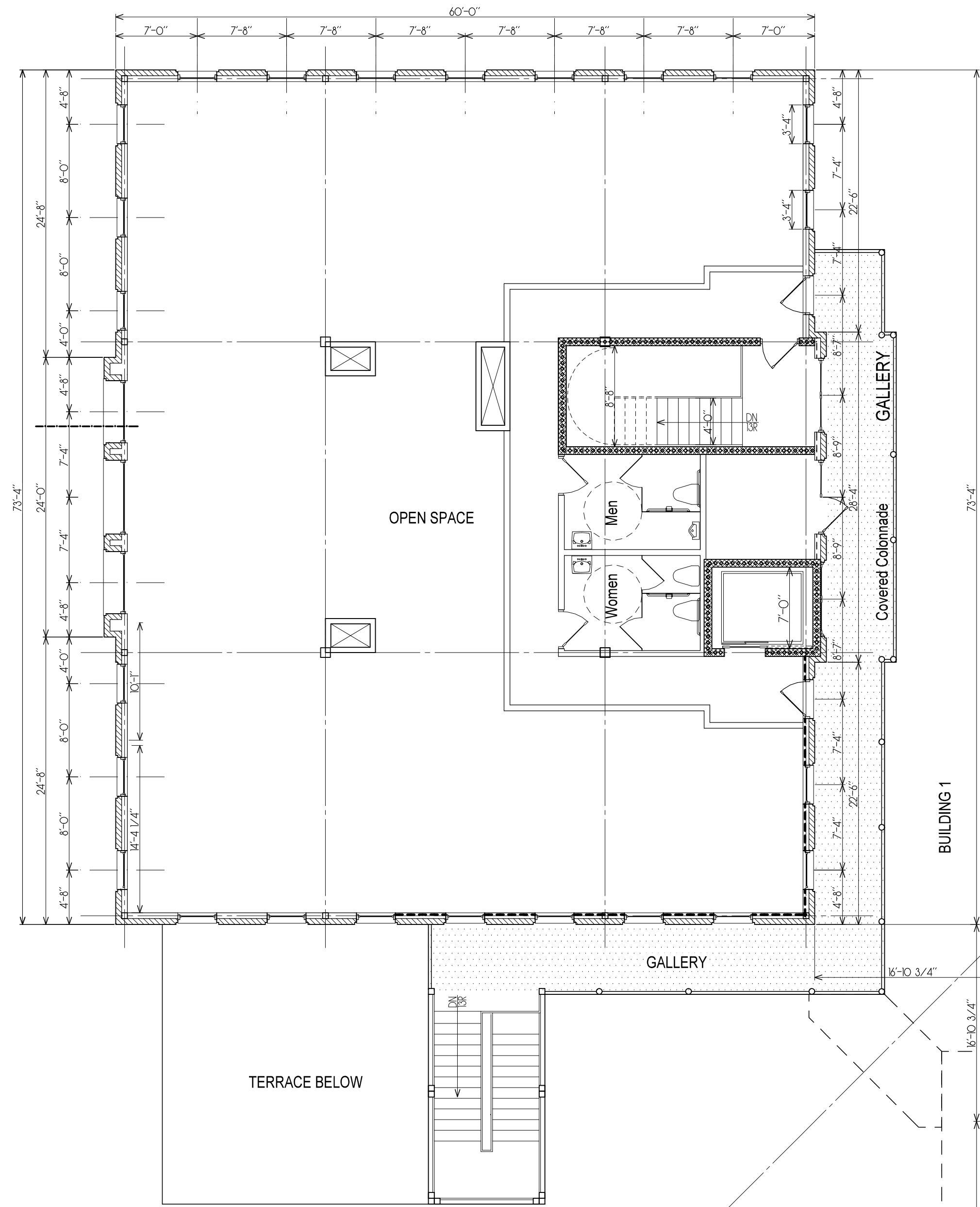
Drawn by JB/DTW

Designed by DTW

Checked by DTW

2nd Level
Floor Plan

Sheet Number A-1.2



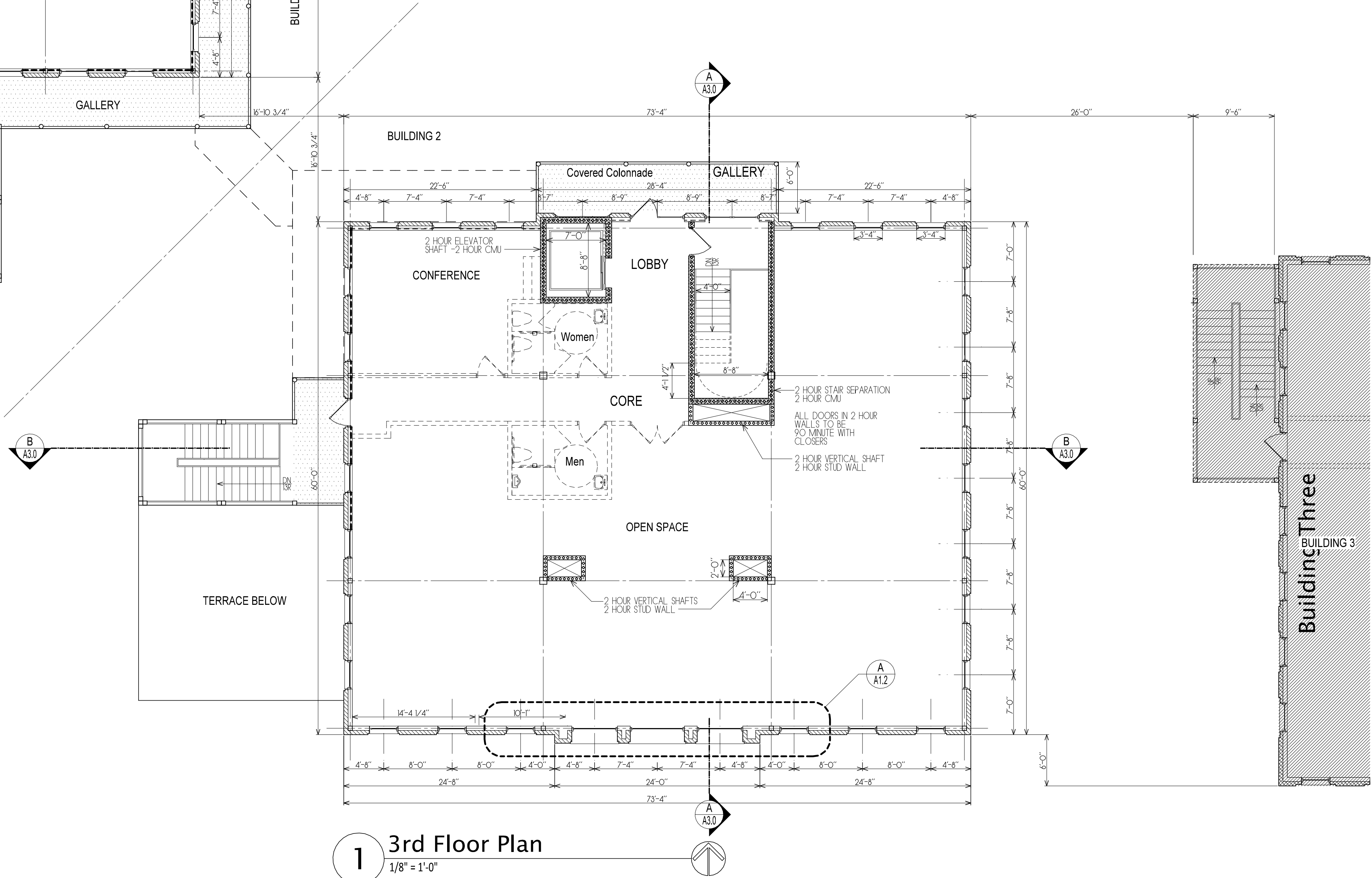
3RD LEVEL BUILDING 1 BUILDING AREA CALCULATIONS	
CORE:	630 S.F.
INTERIOR SPACES:	3823 S.F.
TOTAL BUILDING:	4453 S.F.

EXTERIOR STAIRS:	185 S.F.
GALLERY:	582 S.F.
TOTAL OUTDOOR:	767 S.F.
TOTAL BUILDING & BALCONIES:	5220 S.F.

3RD LEVEL BUILDING 2 BUILDING AREA CALCULATIONS	
CORE:	918 S.F.
INTERIOR SPACES:	3535 S.F.
TOTAL BUILDING:	4453 S.F.

EXTERIOR STAIRS:	185 S.F.
GALLERY:	260 S.F.
TOTAL OUTDOOR:	445 S.F.
TOTAL BUILDING & BALCONIES:	4898 S.F.

CONFERENCE ROOM:	384 S.F.
OPEN SPACE:	3151 S.F.
CONDO 1:	000 S.F.
CONDO 2:	000 S.F.
CONDO 3:	000 S.F.
TOTAL INTERIOR SPACES:	3535 S.F.



1 3rd Floor Plan
1/8" = 1'-0"



Market District
Commercial T5
Buildings 1 & 2

Charlotte Drive
Milton, GA



- GENERAL NOTES:
- 1- This architect and/or architectural firm is not contracted to provide Construction Administration services for this project (unless otherwise noted).
 - 2- This architect and/or architectural firm is not contracted to provide waterproofing details & specifications for this project (unless otherwise noted).

ARCHITECT
D. TRACY WARD
EST. 1993

THIS DRAWING IS THE PROPERTY OF BENCHMARK DESIGN, P.C. ARCHITECTS AND IS NOT TO BE REPRODUCED OR COPIED IN WHOLE OR IN PART. THE DIMENSIONS OF WHICH ARE 24" x 36".
IT IS ONLY TO BE USED FOR THE PROJECT AND SITE SPECIFICALLY IDENTIFIED HEREIN AND IS NOT TO BE USED ON ANY OTHER PROJECT WITHOUT WRITTEN PERMISSION FROM THE ARCHITECT. THE CONTRACTOR IS RESPONSIBLE FOR VERIFYING ALL FIELD MEASUREMENTS, QUANTITIES AND DIMENSIONS, AND RELATED FIELD CONSTRUCTION CRITERIA.

COPYRIGHT 1993-2018
Benchmark Design, PC
Architects & Planners

Design Professional D. Tracy Ward, GA #8230

Issue Date 00/00/0000

Date	Description
10/24/2018	Concept Progress
04/17/2019	Concept Progress
06/24/2019	Pricing set
08/02/2019	Preliminary Review

Project Name Strawberry Fields

Project Number 17027-02

Drawn by JB/DTW

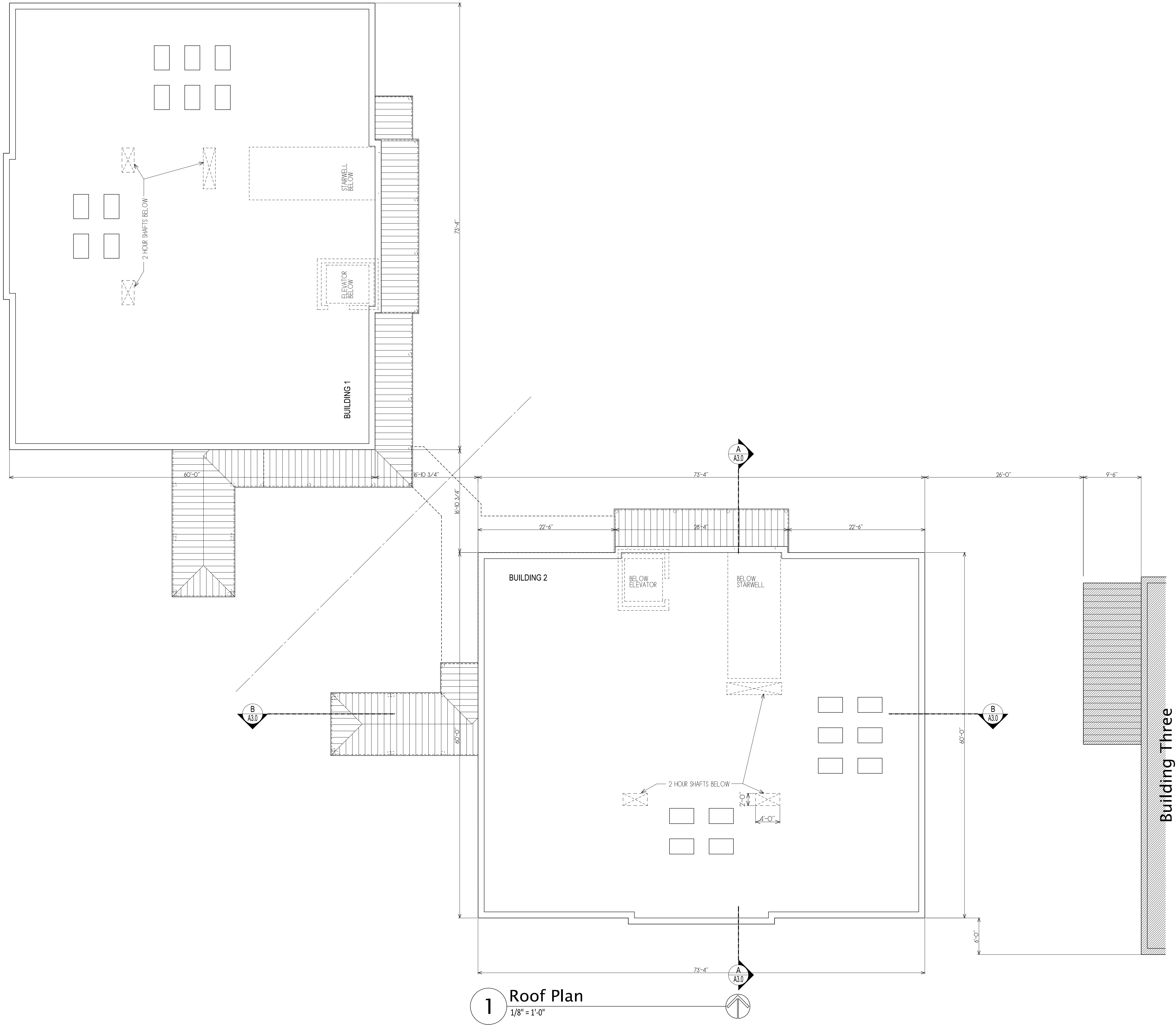
Designed by DTW


Checked by DTW

3rd Level
Floor Plan

Sheet Number

A-1.3





GENERAL NOTES:

1- This architect and/or architectural firm is not contracted to provide Construction Administration services for this project (unless otherwise noted).

2- This architect and/or architectural firm is not contracted to provide waterproofing details & specifications for this project (unless otherwise noted).

ARCHITECT
D. TRACY WARD
EST. 1993

THIS DRAWING IS THE PROPERTY OF BENCHMARK DESIGN, P.C. ARCHITECTS AND IS NOT TO BE REPRODUCED OR COPIED IN WHOLE OR IN PART. THE DIMENSIONS OF WHICH ARE 24" x 36".

IT IS ONLY TO BE USED FOR THE PROJECT AND SITE SPECIFICALLY IDENTIFIED HEREIN AND IS NOT TO BE USED ON ANY OTHER PROJECT WITHOUT WRITTEN PERMISSION FROM THE ARCHITECT. THE CONTRACTOR IS RESPONSIBLE FOR VERIFYING ALL FIELD MEASUREMENTS, QUANTITIES AND DIMENSIONS, AND RELATED FIELD CONSTRUCTION CRITERIA.

COPYRIGHT 1993-2018
Benchmark Design, P.C.
Architects & Planners

Design Professional	D. Tracy Ward, GA #8230
Issue Date	00/00/0000
Date	Description
10/24/2018	Concept Progress
04/17/2019	Concept Progress
06/24/2019	Pricing set
08/02/2019	Preliminary Review

Project Name	Strawberry Fields
Project Number	17027-02
Drawn by	JB/DTW
Designed by	DTW
Checked by	DTW

Description	Roof Terrace Floor Plan
-------------	----------------------------

Sheet Number	A-1.4
--------------	-------

Market District

Commercial T5
Buildings 1 & 2

Charlotte Drive
Milton, GA



GENERAL NOTES:
1- This architect and/or architectural firm is not contracted to provide Construction Administration services for this project (unless otherwise noted).
2- This architect and/or architectural firm is not contracted to provide waterproofing details & specifications for this project (unless otherwise noted).

ARCHITECT
D. TRACY WARD
EST. 1993

THIS DRAWING IS THE PROPERTY OF BENCHMARK DESIGN, P.C. ARCHITECTS AND IS NOT TO BE REPRODUCED OR COPIED IN WHOLE OR IN PART, THE DIMENSIONS OF WHICH ARE 24" x 36".
IT IS ONLY TO BE USED FOR THE PROJECT AND SITE SPECIFICALLY IDENTIFIED HEREIN AND IS NOT TO BE USED ON ANY OTHER PROJECT WITHOUT WRITTEN PERMISSION FROM THE ARCHITECT. THE CONTRACTOR IS RESPONSIBLE FOR VERIFYING ALL FIELD MEASUREMENTS, QUANTITIES AND DIMENSIONS, AND RELATED FIELD CONSTRUCTION CRITERIA.

COPYRIGHT 1993-2018
Benchmark Design, P.C.
Architects & Planners

Design Professional D. Tracy Ward, GA #8230

Issue Date 00/00/0000

Date	Description
10/24/2018	Concept Progress
04/17/2019	Concept Progress
06/24/2019	Pricing set
08/02/2019	Preliminary Review

Project Name Strawberry Fields

Project Number 17027-02

Drawn by JB/DTW

Designed by DTW

Checked by DTW

North & East
Elevations

Description

Sheet Number A-2.1



Market District
Commercial T5
Buildings 1 & 2

Charlotte Drive
Milton, GA



- GENERAL NOTES:
- 1- This architect and/or architectural firm is not contracted to provide Construction Administration services for this project (unless otherwise noted).
 - 2- This architect and/or architectural firm is not contracted to provide waterproofing details & specifications for this project (unless otherwise noted).

ARCHITECT
D. TRACY WARD
EST. 1993

THIS DRAWING IS THE PROPERTY OF BENCHMARK DESIGN, P.C. ARCHITECTS AND IS NOT TO BE REPRODUCED OR COPIED IN WHOLE OR IN PART, THE DIMENSIONS OF WHICH ARE 24" x 36".
IT IS ONLY TO BE USED FOR THE PROJECT AND SITE SPECIFICALLY IDENTIFIED HEREIN AND IS NOT TO BE USED ON ANY OTHER PROJECT WITHOUT WRITTEN PERMISSION FROM THE ARCHITECT. THE CONTRACTOR IS RESPONSIBLE FOR VERIFYING ALL FIELD MEASUREMENTS, QUANTITIES AND DIMENSIONS, AND RELATED FIELD CONSTRUCTION CRITERIA.

COPYRIGHT 1993-2018
BENCHMARK DESIGN, P.C.
ARCHITECTS & PLANNERS

Design Professional D. Tracy Ward, GA #8230

Issue Date 00/00/0000

Date	Description
10/24/2018	Concept Progress
04/17/2019	Concept Progress
06/24/2019	Pricing set
08/02/2019	Preliminary Review

Project Name Strawberry Fields

Project Number 17027-02

Drawn by JB/DTW

Designed by DTW

Checked by DTW

South & West
Elevations

Sheet Number A-2.2




A PARTIAL SOUTH ELEVATION
1/4" = 1'-0"



B SOUTH ELEVATION
1/4" = 1'-0"



C PARTIAL WEST ELEVATION
1/4" = 1'-0"



D WEST ELEVATION
1/4" = 1'-0"

Market District
Commercial T5
Buildings 1 & 2

Charlotte Drive
Milton, GA



GENERAL NOTES:
1- This architect and/or architectural firm is not contracted to provide Construction Administration services for this project (unless otherwise noted).
2- This architect and/or architectural firm is not contracted to provide waterproofing details & specifications for this project (unless otherwise noted).

ARCHITECT
D. TRACY WARD
EST. 1993

THIS DRAWING IS THE PROPERTY OF BENCHMARK DESIGN, P.C. ARCHITECTS AND IS NOT TO BE REPRODUCED OR COPIED IN WHOLE OR IN PART, THE DIMENSIONS OF WHICH ARE 24" x 36".
IT IS ONLY TO BE USED FOR THE PROJECT AND SITE SPECIFICALLY IDENTIFIED HEREIN AND IS NOT TO BE USED ON ANY OTHER PROJECT WITHOUT WRITTEN PERMISSION FROM THE ARCHITECT. THE CONTRACTOR IS RESPONSIBLE FOR VERIFYING ALL FIELD MEASUREMENTS, QUANTITIES AND DIMENSIONS, AND RELATED FIELD CONSTRUCTION CRITERIA.

COPYRIGHT 1993-2018
Benchmark Design, PC
Architects & Planners

Design Professional D. Tracy Ward, GA #8230

Issue Date 00/00/0000

Date	Description
10/24/2018	Concept Progress
04/17/2019	Concept Progress
06/24/2019	Pricing set
08/02/2019	Preliminary Review

Project Name Strawberry Fields

Project Number 17027-02

Drawn by JB/DTW

Designed by DTW

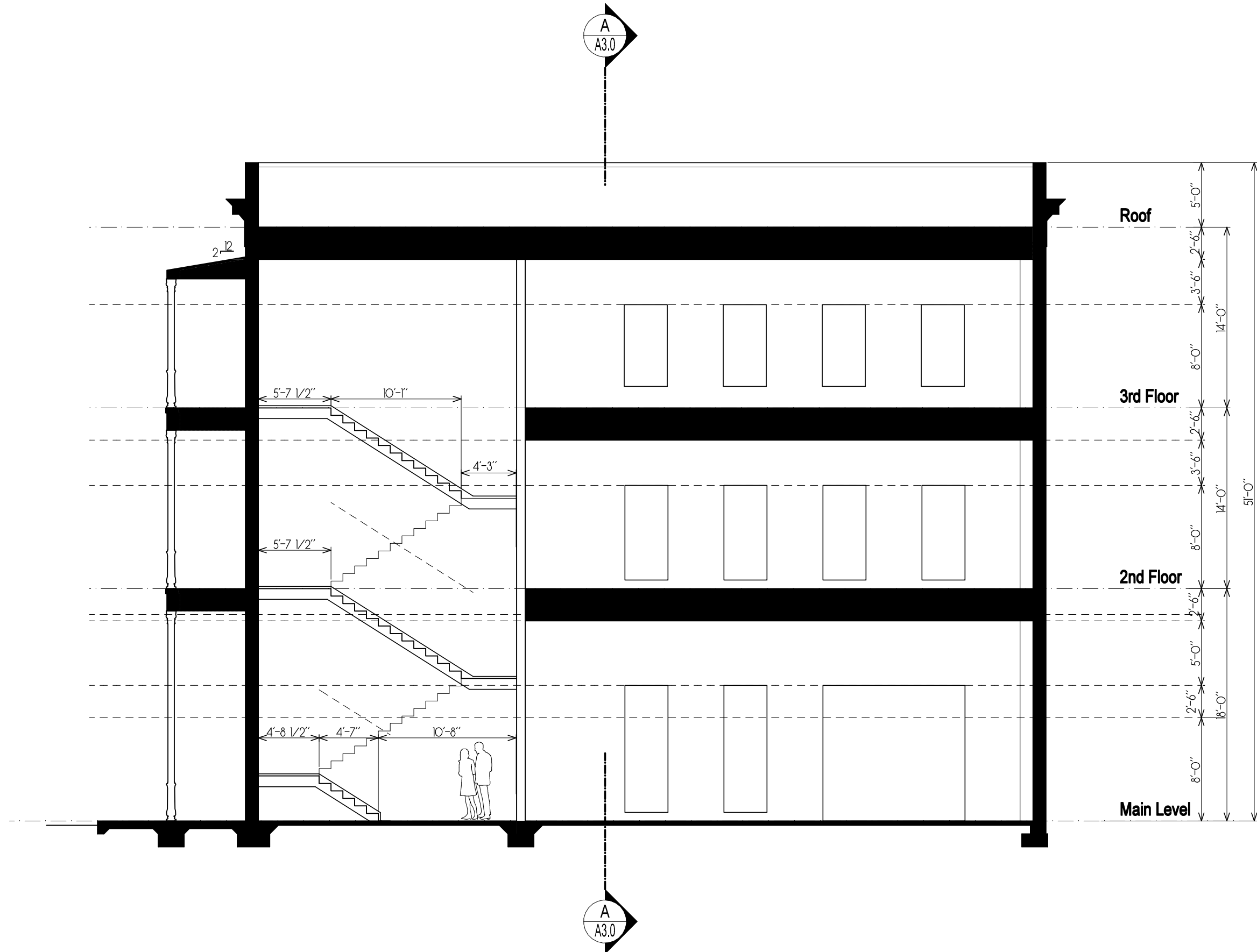
Checked by DTW

Description Building Sections

Sheet Number A-3.1



A BUILDING LONGITUDINAL SECTION
1/4" = 1'-0"



B BUILDING CROSS SECTION
1/4" = 1'-0"



GENERAL NOTES:
1- This architect and/or architectural firm is not contracted to provide Construction Administration services for this project (unless otherwise noted).
2- This architect and/or architectural firm is not contracted to provide waterproofing details & specifications for this project (unless otherwise noted).

ARCHITECT
D. TRACY WARD
EST. 1993

THIS DRAWING IS THE PROPERTY OF BENCHMARK DESIGN, P.C., ARCHITECTS AND IS NOT TO BE REPRODUCED OR COPIED IN WHOLE OR IN PART. THE DIMENSIONS OF WHICH ARE 24" X 36".
IT IS ONLY TO BE USED FOR THE PROJECT AND SITE SPECIFICALLY IDENTIFIED HEREIN AND IS NOT TO BE USED ON ANY OTHER PROJECT WITHOUT WRITTEN PERMISSION FROM THE ARCHITECT. THE CONTRACTOR IS RESPONSIBLE FOR VERIFYING ALL FIELD MEASUREMENTS, QUANTITIES AND DIMENSIONS, AND RELATED FIELD CONSTRUCTION CRITERIA.

COPYRIGHT 1993-2018
Benchmark Design, P.C.
Architects & Planners

Design Professional D. Tracy Ward, GA #8230

Issue Date 00/00/0000

Date	Description
10/24/2018	Concept Progress
04/17/2019	Concept Progress
06/03/2019	Printing Update
08/02/2019	Preliminary Review

Project Name Strawberry Fields

Project Number 17027-03

Drawn by JB/DTW

Designed by DTW

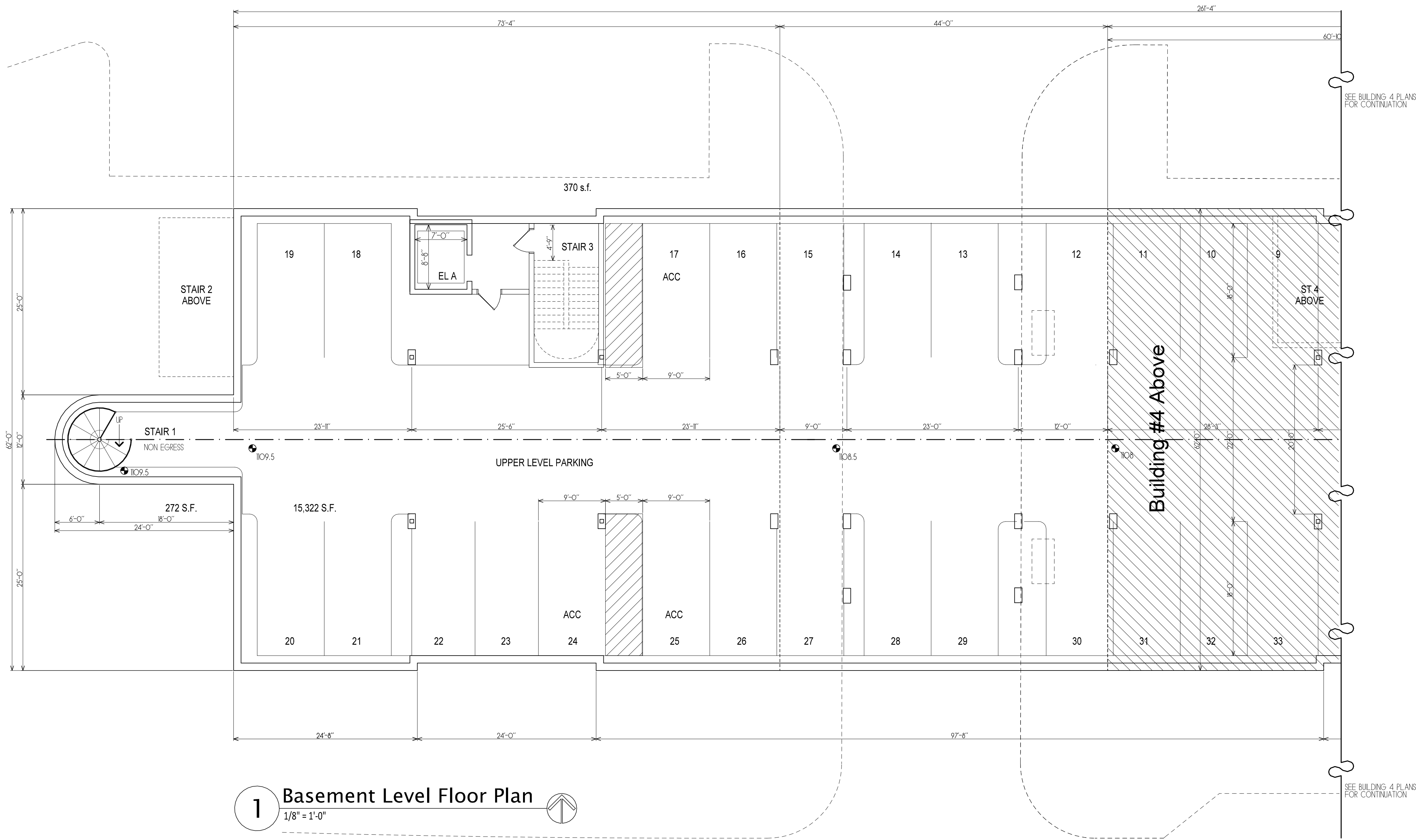
Checked by DTW

Basement Level
Floor Plan

Description

Sheet Number

A-1.0



1 Basement Level Floor Plan
1/8" = 1'-0"

MAIN LEVEL BUILDING AREA CALCULATIONS	
CORE:	424 S.F.
LEASABLE SPACE:	4075 S.F.
TOTAL BUILDING:	4499 S.F.
-	
EXTERIOR STAIRS:	256 S.F.
GALLERIES:	154 S.F.
TOTAL OUTDOOR:	410 S.F.
TOTAL BUILDING & GALLERIES:	4909 S.F.



Market District
Commercial T5
Building 3

Charlotte Drive
Milton, GA



- GENERAL NOTES:
- 1- This architect and/or architectural firm is not contracted to provide Construction Administration services for this project (unless otherwise noted).
 - 2- This architect and/or architectural firm is not contracted to provide waterproofing details & specifications for this project (unless otherwise noted).

ARCHITECT
D. TRACY WARD
EST. 1993

THIS DRAWING IS THE PROPERTY OF BENCHMARK DESIGN, P.C. ARCHITECTS AND IS NOT TO BE REPRODUCED OR COPIED IN WHOLE OR IN PART, THE DIMENSIONS OF WHICH ARE 24" x 36".
IT IS ONLY TO BE USED FOR THE PROJECT AND SITE SPECIFICALLY IDENTIFIED HEREIN AND IS NOT TO BE USED ON ANY OTHER PROJECT WITHOUT WRITTEN PERMISSION FROM THE ARCHITECT. THE CONTRACTOR IS RESPONSIBLE FOR VERIFYING ALL FIELD MEASUREMENTS, QUANTITIES AND DIMENSIONS, AND RELATED FIELD CONSTRUCTION CRITERIA.

COPYRIGHT 1993-2019
Benchmark Design, P.C.
Architects & Planners

Design Professional D. Tracy Ward, GA #8230

Issue Date 00/00/0000

Date	Description
10/24/2018	Concept Progress
04/17/2019	Concept Progress
06/03/2019	Printing Update
08/02/2019	Preliminary Review

Project Name Strawberry Fields

Project Number 17027-03

Drawn by JB/DTW

Designed by DTW

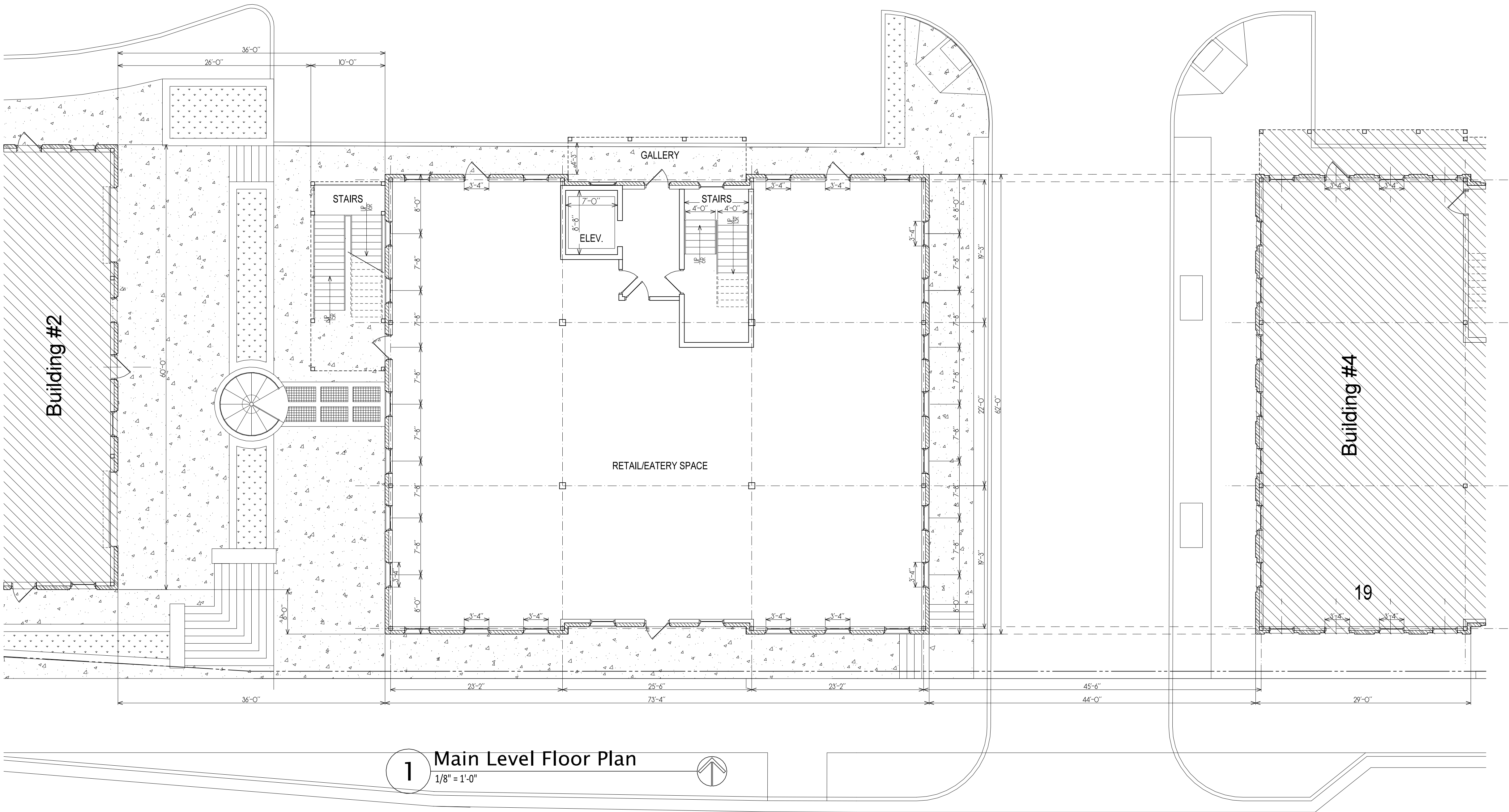
Checked by DTW

Main Level
Floor Plan

Description

Sheet Number

A-1.1



1 Main Level Floor Plan
1/8" = 1'-0"

2nd FLOOR LEVEL BUILDING AREA CALCULATIONS	
CORE:	884 S.F.
LEASABLE SPACE:	3615 S.F.
TOTAL BUILDING:	4499 S.F.
-	
EXTERIOR STAIRS:	256 S.F.
GALLERIES:	154 S.F.
TOTAL OUTDOOR:	410 S.F.
TOTAL BUILDING & GALLERIES:	4909 S.F.



Market District
Commercial T5
Building 3

Charlotte Drive
Milton, GA



- GENERAL NOTES:
- 1- This architect and/or architectural firm is not contracted to provide Construction Administration services for this project (unless otherwise noted).
 - 2- This architect and/or architectural firm is not contracted to provide waterproofing details & specifications for this project (unless otherwise noted).

ARCHITECT
D. TRACY WARD
EST. 1993

THIS DRAWING IS THE PROPERTY OF BENCHMARK DESIGN, P.C. ARCHITECTS AND IS NOT TO BE REPRODUCED OR COPIED IN WHOLE OR IN PART, THE DIMENSIONS OF WHICH ARE 24" x 36".
IT IS ONLY TO BE USED FOR THE PROJECT AND SITE SPECIFICALLY IDENTIFIED HEREIN AND IS NOT TO BE USED ON ANY OTHER PROJECT WITHOUT WRITTEN PERMISSION FROM THE ARCHITECT. THE CONTRACTOR IS RESPONSIBLE FOR VERIFYING ALL FIELD MEASUREMENTS, QUANTITIES AND DIMENSIONS, AND RELATED FIELD CONSTRUCTION CRITERIA.

COPYRIGHT 1993-2018
Benchmark Design, P.C.
Architect & Planners

Design Professional D. Tracy Ward, GA #8230

Issue Date 00/00/0000

Date	Description
10/24/2018	Concept Progress
04/17/2019	Concept Progress
06/03/2019	Printing Update
08/02/2019	Preliminary Review

Project Name Strawberry Fields

Project Number 17027-03

Drawn by JB/DTW

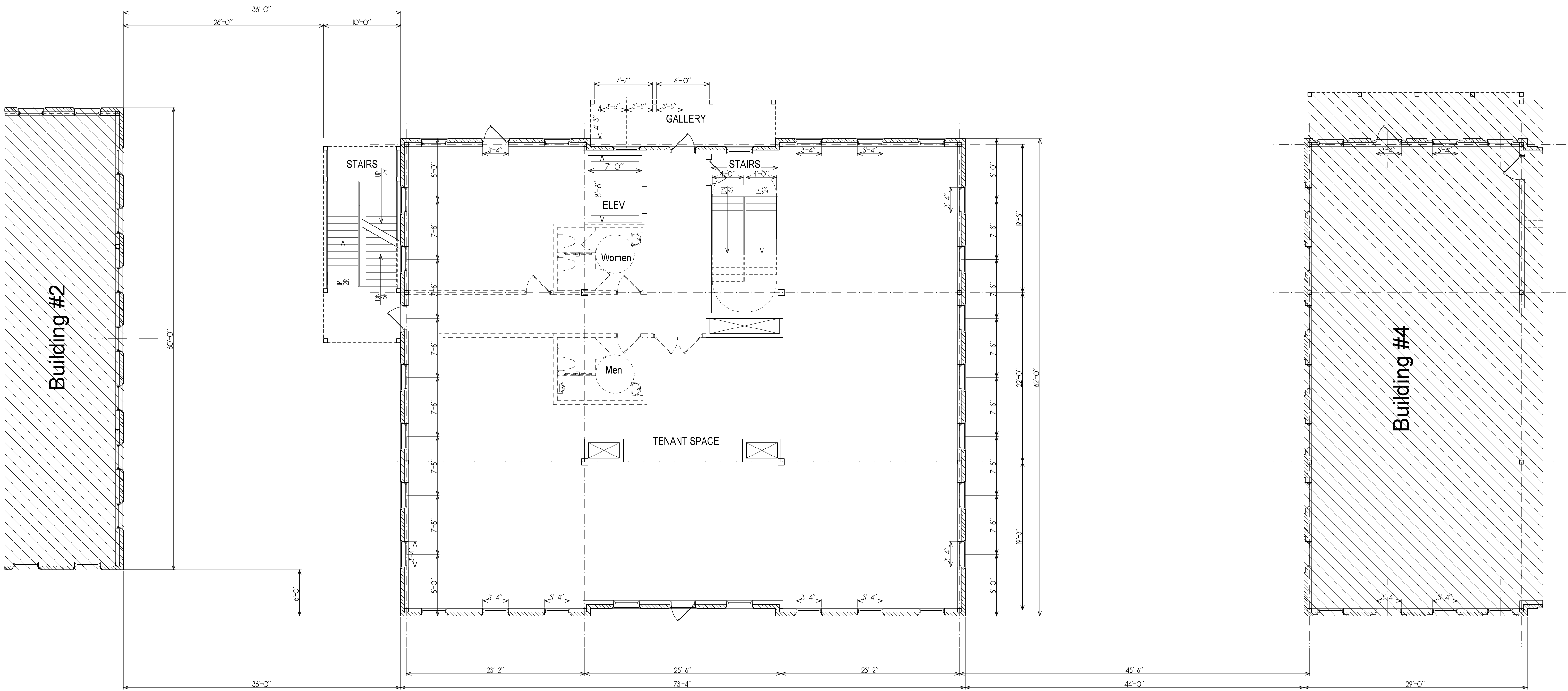
Designed by DTW

Checked by DTW

2nd Level
Floor Plan

Sheet Number

A-1.2



1 2nd Level Floor Plan
1/8" = 1'-0"

3RD FLOOR LEVEL BUILDING AREA CALCULATIONS	
CORE:	884 S.F.
LEASABLE SPACE:	3615 S.F.
TOTAL BUILDING:	4499 S.F.
-	
EXTERIOR STAIRS:	256 S.F.
GALLERIES:	154 S.F.
TOTAL OUTDOOR:	410 S.F.
TOTAL BUILDING & GALLERIES:	4909 S.F.



Market District
Commercial T5
Building 3

Charlotte Drive
Milton, GA



- GENERAL NOTES:
- 1- This architect and/or architectural firm is not contracted to provide Construction Administration services for this project (unless otherwise noted).
 - 2- This architect and/or architectural firm is not contracted to provide waterproofing details & specifications for this project (unless otherwise noted).

ARCHITECT
D. TRACY WARD
EST. 1993

THIS DRAWING IS THE PROPERTY OF BENCHMARK DESIGN, P.C. ARCHITECTS AND IS NOT TO BE REPRODUCED OR COPIED IN WHOLE OR IN PART, THE DIMENSIONS OF WHICH ARE 24" x 36".
IT IS ONLY TO BE USED FOR THE PROJECT AND SITE SPECIFICALLY IDENTIFIED HEREIN AND IS NOT TO BE USED ON ANY OTHER PROJECT WITHOUT WRITTEN PERMISSION FROM THE ARCHITECT. THE CONTRACTOR IS RESPONSIBLE FOR VERIFYING ALL FIELD MEASUREMENTS, QUANTITIES AND DIMENSIONS, AND RELATED FIELD CONSTRUCTION CRITERIA.

COPYRIGHT 1993-2018
Benchmark Design, PC
Architects & Planners

Design Professional D. Tracy Ward, GA #8230

Issue Date 00/00/0000

Date	Description
10/24/2018	Concept Progress
04/17/2019	Concept Progress
06/03/2019	Printing Update
08/02/2019	Preliminary Review

Project Name Strawberry Fields

Project Number 17027-03

Drawn by JB/DTW

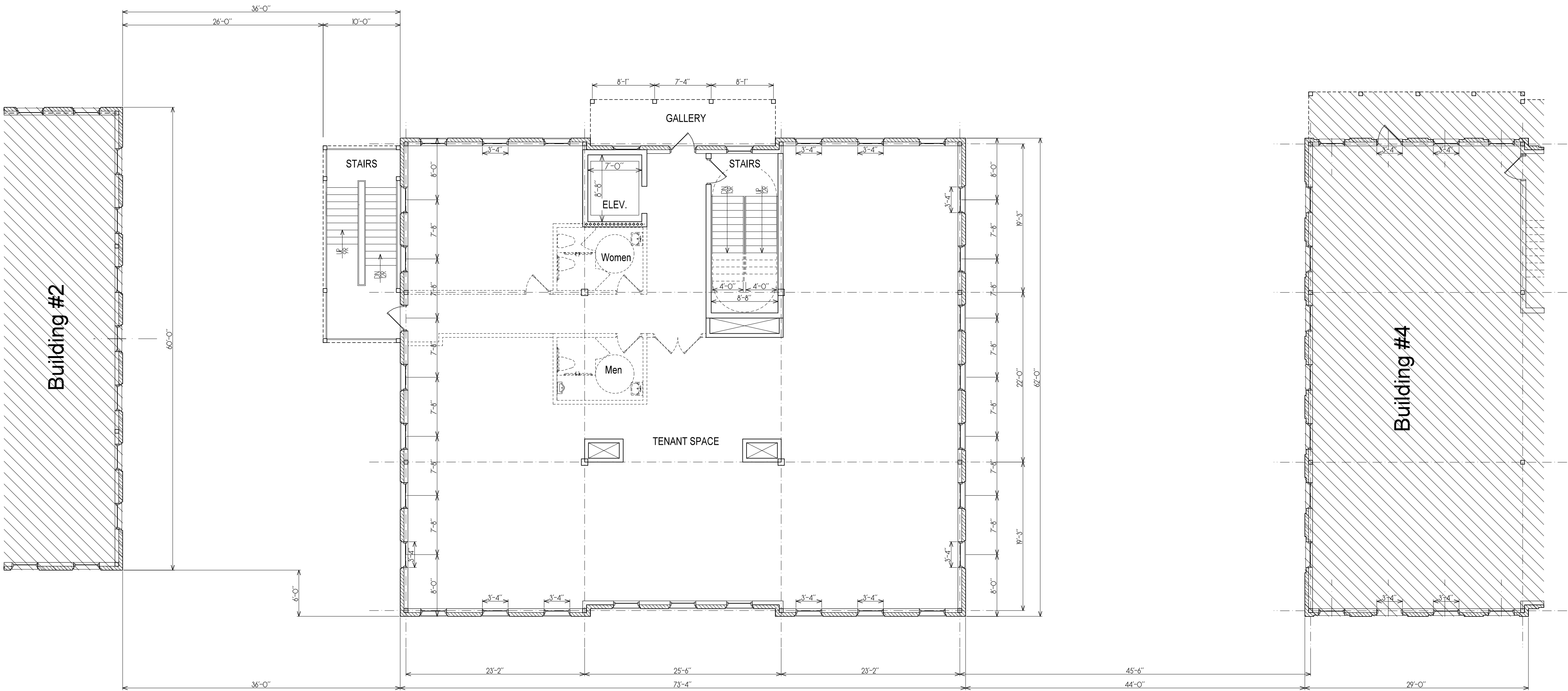
Designed by DTW

Checked by DTW

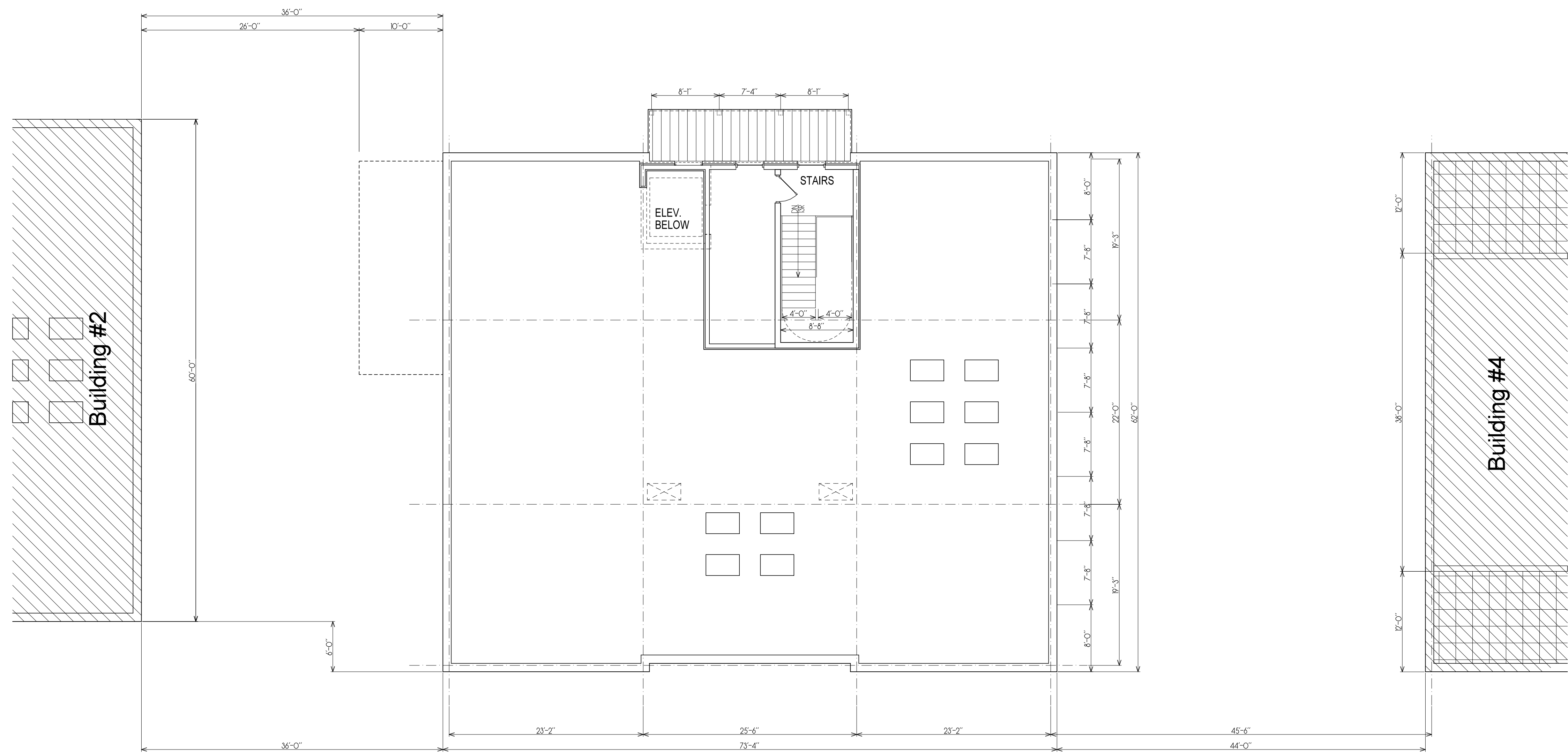
3rd Level
Floor Plan

Sheet Number

A-1.3



1 3rd Floor Plan
1/8" = 1'-0"



1 Roof Terrace Level
1/8" = 1'-0"



GENERAL NOTES:
1- This architect and/or architectural firm is not contracted to provide Construction Administration services for this project (unless otherwise noted).
2- This architect and/or architectural firm is not contracted to provide waterproofing details & specifications for this project (unless otherwise noted).

ARCHITECT
D. TRACY WARD
EST. 1993

THIS DRAWING IS THE PROPERTY OF BENCHMARK DESIGN, P.C. ARCHITECTS AND IS NOT TO BE REPRODUCED OR COPIED IN WHOLE OR IN PART, THE DIMENSIONS OF WHICH ARE 24" x 36".
IT IS ONLY TO BE USED FOR THE PROJECT AND SITE SPECIFICALLY IDENTIFIED HEREIN AND IS NOT TO BE USED ON ANY OTHER PROJECT WITHOUT WRITTEN PERMISSION FROM THE ARCHITECT. THE CONTRACTOR IS RESPONSIBLE FOR VERIFYING ALL FIELD MEASUREMENTS, QUANTITIES AND DIMENSIONS, AND RELATED FIELD CONSTRUCTION CRITERIA.

COPYRIGHT 1993-2018
Benchmark Design, P.C.
Architects & Planners

Design Professional D. Tracy Ward, GA #8230

Issue Date 00/00/0000

► Date	Description
10/24/2018	Concept Progress
04/17/2019	Concept Progress
06/03/2019	Printing Update
08/02/2019	Preliminary Review

Project Name Strawberry Fields

Project Number 17027-03

Drawn by JB/DTW

Designed by DTW

Checked by DTW

Description Roof Plan

Sheet Number A-1.4

These elevations were in 1/4 scale when we last worked on them. They'll change to 1/8 when we do the CD's.

← Building 3 Building 2 →



Market District

Commercial T5
Building 3

Charlotte Drive
Milton, GA



- GENERAL NOTES:
- 1- This architect and/or architectural firm is not contracted to provide Construction Administration services for this project (unless otherwise noted).
 - 2- This architect and/or architectural firm is not contracted to provide waterproofing details & specifications for this project (unless otherwise noted).

ARCHITECT
D. TRACY WARD
EST. 1993

THIS DRAWING IS THE PROPERTY OF BENCHMARK DESIGN, P.C. ARCHITECTS AND IS NOT TO BE REPRODUCED OR COPIED IN WHOLE OR IN PART, THE DIMENSIONS OF WHICH ARE 24" x 36".
IT IS ONLY TO BE USED FOR THE PROJECT AND SITE SPECIFICALLY REFERRED HEREIN AND IS NOT TO BE USED ON ANY OTHER PROJECT WITHOUT WRITTEN PERMISSION FROM THE ARCHITECT. THE CONTRACTOR IS RESPONSIBLE FOR VERIFYING ALL FIELD MEASUREMENTS, QUANTITIES AND DIMENSIONS, AND RELATED FIELD CONSTRUCTION CRITERIA.

COPYRIGHT 1993-2019
Benchmark Design, P.C.
Architects & Planners

Design Professional D. Tracy Ward, GA #8230

Issue Date 00/00/0000

Date	Description
10/24/2018	Concept Progress
04/17/2019	Concept Progress
06/03/2019	Printing Update
08/02/2019	Preliminary Review

Project Name Strawberry Fields

Project Number 17027-03

Drawn by JB/DTW

Designed by DTW

Checked by DTW

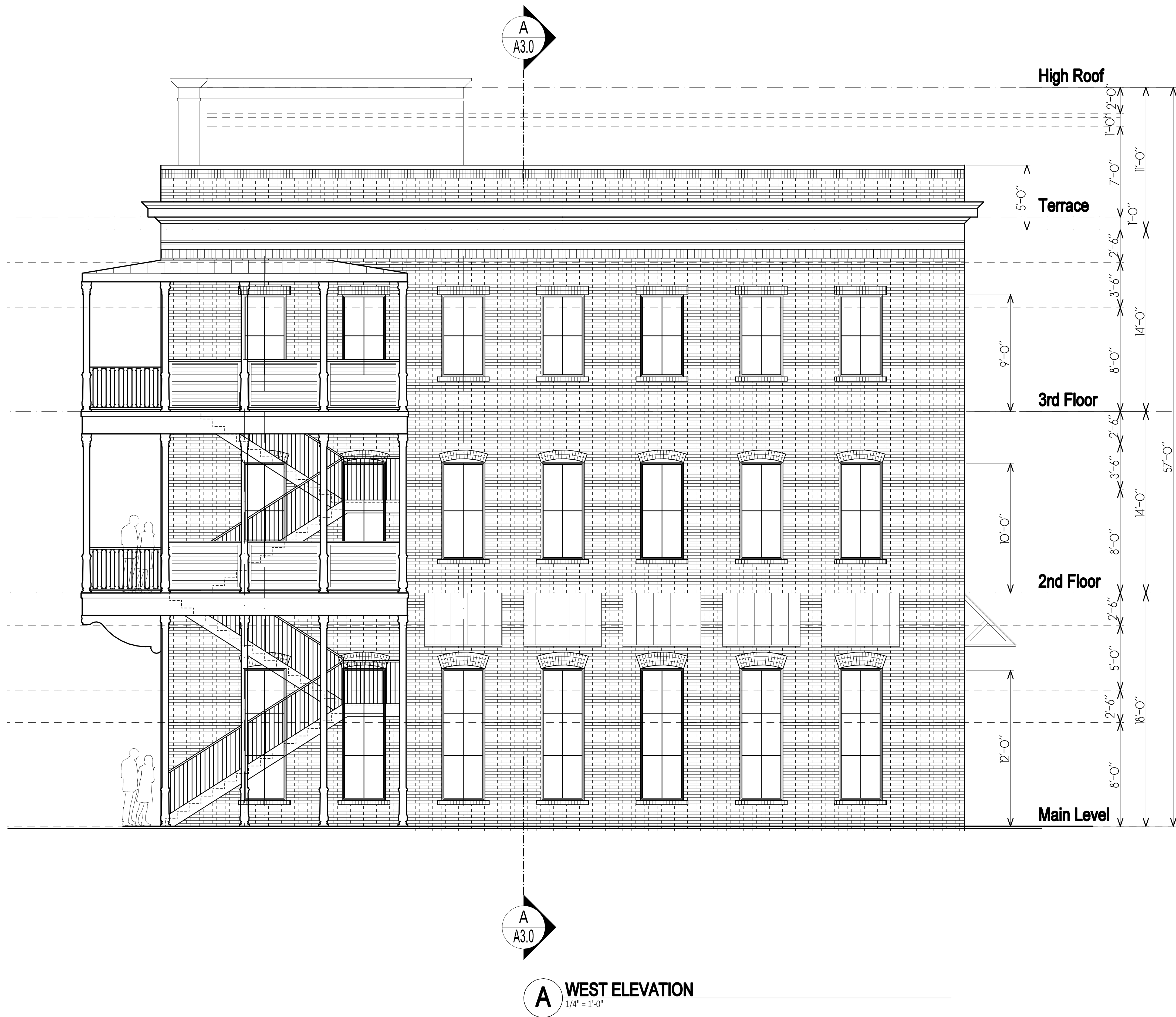
North
Elevation

Description

A-2.0

Sheet Number

A NORTH ELEVATION
1/4" = 1'-0"



GENERAL NOTES:
1- This architect and/or architectural firm is not contracted to provide Construction Administration services for this project (unless otherwise noted).
2- This architect and/or architectural firm is not contracted to provide waterproofing details & specifications for this project (unless otherwise noted).

ARCHITECT
D. TRACY WARD
EST. 1993

THIS DRAWING IS THE PROPERTY OF BENCHMARK DESIGN, P.C. ARCHITECTS AND IS NOT TO BE REPRODUCED OR COPIED IN WHOLE OR IN PART, THE DIMENSIONS OF WHICH ARE 24" x 36".
IT IS ONLY TO BE USED FOR THE PROJECT AND SITE SPECIFICALLY IDENTIFIED HEREIN AND IS NOT TO BE USED ON ANY OTHER PROJECT WITHOUT WRITTEN PERMISSION FROM THE ARCHITECT. THE CONTRACTOR IS RESPONSIBLE FOR VERIFYING ALL FIELD MEASUREMENTS, QUANTITIES AND DIMENSIONS, AND RELATED FIELD CONSTRUCTION CRITERIA.

COPYRIGHT 1993-2018
Benchmark Design, P.C.
Architects & Planners

Design Professional D. Tracy Ward, GA #8230

Issue Date 00/00/0000

Date	Description
10/24/2018	Concept Progress
04/17/2019	Concept Progress
06/03/2019	Printing Update
08/02/2019	Preliminary Review

Project Name Strawberry Fields

Project Number 17027-03

Drawn by JB/DTW

Designed by DTW

Checked by DTW

Description West
Elevation

Sheet Number A-2.1



GENERAL NOTES:
1- This architect and/or architectural firm is not contracted to provide Construction Administration services for this project (unless otherwise noted).
2- This architect and/or architectural firm is not contracted to provide waterproofing details & specifications for this project (unless otherwise noted).

ARCHITECT
D. TRACY WARD
EST. 1993

THIS DRAWING IS THE PROPERTY OF BENCHMARK DESIGN, P.C. ARCHITECTS AND IS NOT TO BE REPRODUCED OR COPIED IN WHOLE OR IN PART. THE DIMENSIONS OF WHICH ARE 24" x 36".
IT IS ONLY TO BE USED FOR THE PROJECT AND SITE SPECIFICALLY IDENTIFIED HEREIN AND IS NOT TO BE USED ON ANY OTHER PROJECT WITHOUT WRITTEN PERMISSION FROM THE ARCHITECT. THE CONTRACTOR IS RESPONSIBLE FOR VERIFYING ALL FIELD MEASUREMENTS, QUANTITIES AND DIMENSIONS, AND RELATED FIELD CONSTRUCTION CRITERIA.

COPYRIGHT 1993-2018
Benchmark Design, P.C.
Architects & Planners

Design Professional D. Tracy Ward, GA #8230

Issue Date 00/00/0000

Date	Description
10/24/2018	Concept Progress
04/17/2019	Concept Progress
06/03/2019	Printing Update
08/02/2019	Preliminary Review

Project Name Strawberry Fields

Project Number 17027-03

Drawn by JB/DTW

Designed by DTW

Checked by DTW

South
Elevation

Description

Sheet Number

A-2.2



A SOUTH ELEVATION
1/4" = 1'-0"



A EAST ELEVATION
1/4" = 1'-0"



GENERAL NOTES:
1. This architect and/or architectural firm is not contracted to provide Construction Administration services for this project (unless otherwise noted).
2. This architect and/or architectural firm is not contracted to provide waterproofing details & specifications for this project (unless otherwise noted).

ARCHITECT
D. TRACY WARD
EST. 1993

THIS DRAWING IS THE PROPERTY OF BENCHMARK DESIGN, P.C. ARCHITECTS AND IS NOT TO BE REPRODUCED OR COPIED IN WHOLE OR IN PART, THE DIMENSIONS OF WHICH ARE 24" x 36".
IT IS ONLY TO BE USED FOR THE PROJECT AND SITE SPECIFICALLY IDENTIFIED HEREIN AND IS NOT TO BE USED ON ANY OTHER PROJECT WITHOUT WRITTEN PERMISSION FROM THE ARCHITECT. THE CONTRACTOR IS RESPONSIBLE FOR VERIFYING ALL FIELD MEASUREMENTS, QUANTITIES AND DIMENSIONS, AND RELATED FIELD CONSTRUCTION CRITERIA.

COPYRIGHT 1993-2018
Benchmark Design, PC
Architects & Planners

Design Professional D. Tracy Ward, GA #8230

Issue Date 00/00/0000

Date	Description
10/24/2018	Concept Progress
04/17/2019	Concept Progress
06/03/2019	Printing Update
08/02/2019	Preliminary Review

Project Name Strawberry Fields

Project Number 17027-03

Drawn by JB/DTW

Designed by DTW

Checked by DTW

East
Elevation

Description

Sheet Number

A-2.3



BASEMENT LEVEL BUILDING AREA CALCULATIONS	
STAIR 1:	272 S.F.
ELEVATOR A / STAIR 3:	370 S.F.
ELEVATOR B:	157 S.F.
STAIR 5:	203 S.F.
TOTAL CORE:	1,002 S.F.
S2 STORAGE (incl garbage)	2732 S.F.
PARKING	15,322 S.F.
TOTAL PARKING AND STORAGE	18,054 S.F.
TOTAL BUILDING:	19,056 S.F.



Market District
Commercial T5
Buildings 1 & 2

Charlotte Drive
Milton, GA



- GENERAL NOTES:
- 1- This architect and/or architectural firm is not contracted to provide Construction Administration services for this project (unless otherwise noted).
 - 2- This architect and/or architectural firm is not contracted to provide waterproofing details & specifications for this project (unless otherwise noted).

ARCHITECT
D. TRACY WARD
EST. 1993

THIS DRAWING IS THE PROPERTY OF BENCHMARK DESIGN, P.C., ARCHITECTS AND IS NOT TO BE REPRODUCED OR COPIED IN WHOLE OR IN PART, THE DIMENSIONS OF WHICH ARE 24" X 36".
IT IS ONLY TO BE USED FOR THE PROJECT AND SITE SPECIFICALLY IDENTIFIED HEREIN AND IS NOT TO BE USED ON ANY OTHER PROJECT WITHOUT WRITTEN PERMISSION FROM THE ARCHITECT. THE CONTRACTOR IS RESPONSIBLE FOR VERIFYING ALL FIELD MEASUREMENTS, QUANTITIES AND DIMENSIONS, AND RELATED FIELD CONSTRUCTION CRITERIA.

COPYRIGHT 1993-2018
Benchmark Design, P.C.
Architects & Planners

Design Professional D. Tracy Ward, GA #8230

Issue Date 00/00/0000

Date	Description
10/24/2018	Concept Progress
04/17/2019	Concept Progress
06/24/2019	Pricing set
08/02/2019	Preliminary review

Project Name Strawberry Fields

Project Number 17027-02

Drawn by JB/DTW

Designed by DTW

Checked by DTW

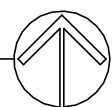
Basement Level
Floor Plan

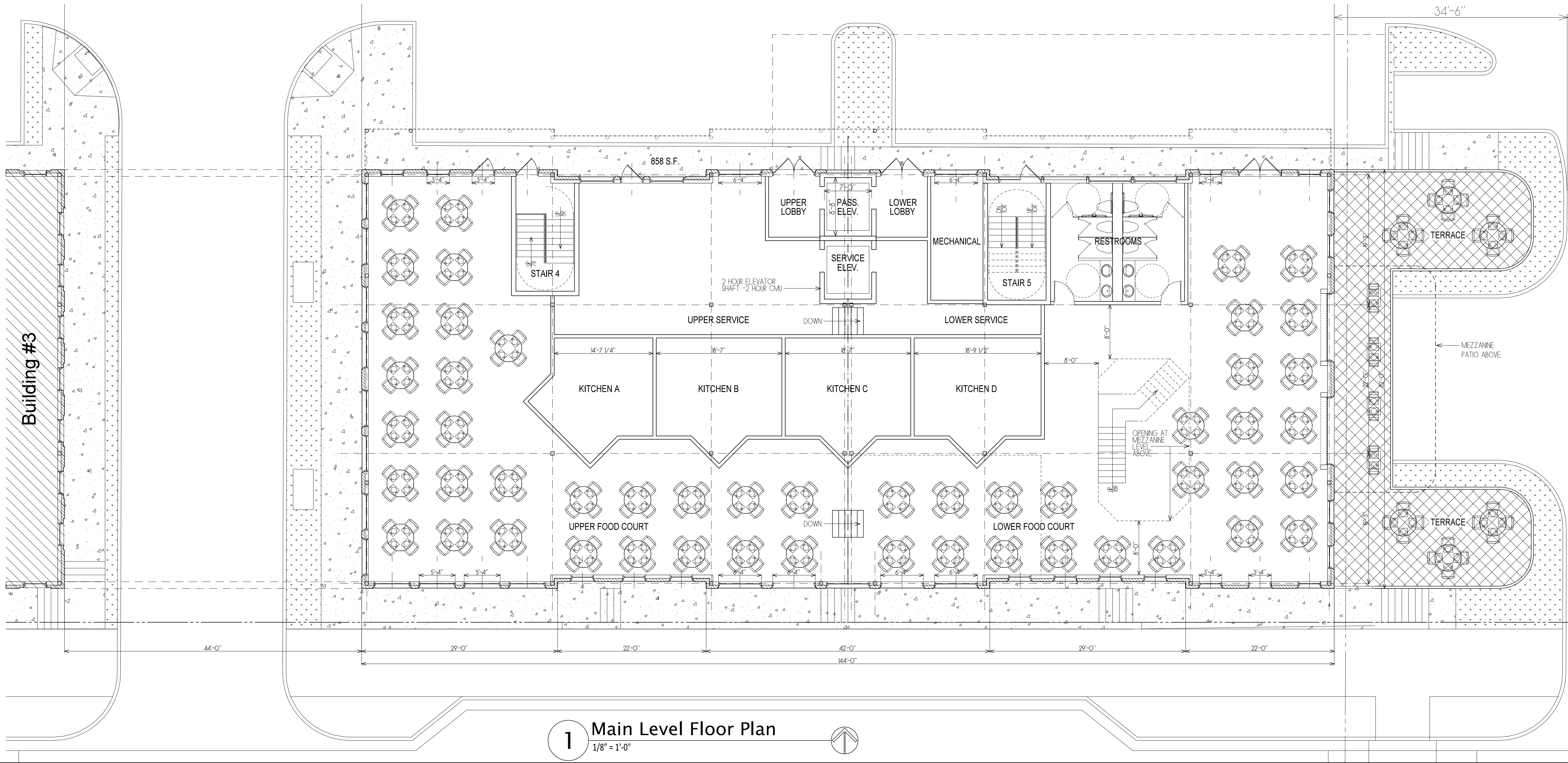
Description

Sheet Number


A-1.0

1 Basement Parking
1/8" = 1'-0"





MAIN LEVEL BUILDING AREA CALCULATIONS	
CORE:	712 S.F.
LEASABLE SPACE:	8114 S.F.
TOTAL BUILDING:	8826 S.F.
GALLERIES:	858 S.F.
TOTAL OUTDOOR:	858 S.F.
TOTAL BUILDING & GALLERIES:	9684 S.F.



MARKET DISTRICT

Market District
Commercial T5
Buildings 1 & 2

Charlotte Drive
Milton, GA



- GENERAL NOTES:
- 1- This architect and/or architectural firm is not contracted to provide Construction Administration services for this project (unless otherwise noted).
 - 2- This architect and/or architectural firm is not contracted to provide waterproofing details & specifications for this project (unless otherwise noted).

ARCHITECT
D. TRACY WARD
EST. 1993

THIS DRAWING IS THE PROPERTY OF BENCHMARK DESIGN, P.C., ARCHITECTS AND IS NOT TO BE REPRODUCED OR COPIED IN WHOLE OR IN PART, THE DIMENSIONS OF WHICH ARE 24" X 36".
IT IS ONLY TO BE USED FOR THE PROJECT AND SITE SPECIFICALLY IDENTIFIED HEREIN AND IS NOT TO BE USED ON ANY OTHER PROJECT WITHOUT WRITTEN PERMISSION FROM THE ARCHITECT. THE CONTRACTOR IS RESPONSIBLE FOR VERIFYING ALL FIELD MEASUREMENTS, QUANTITIES AND DIMENSIONS, AND RELATED FIELD CONSTRUCTION CRITERIA.

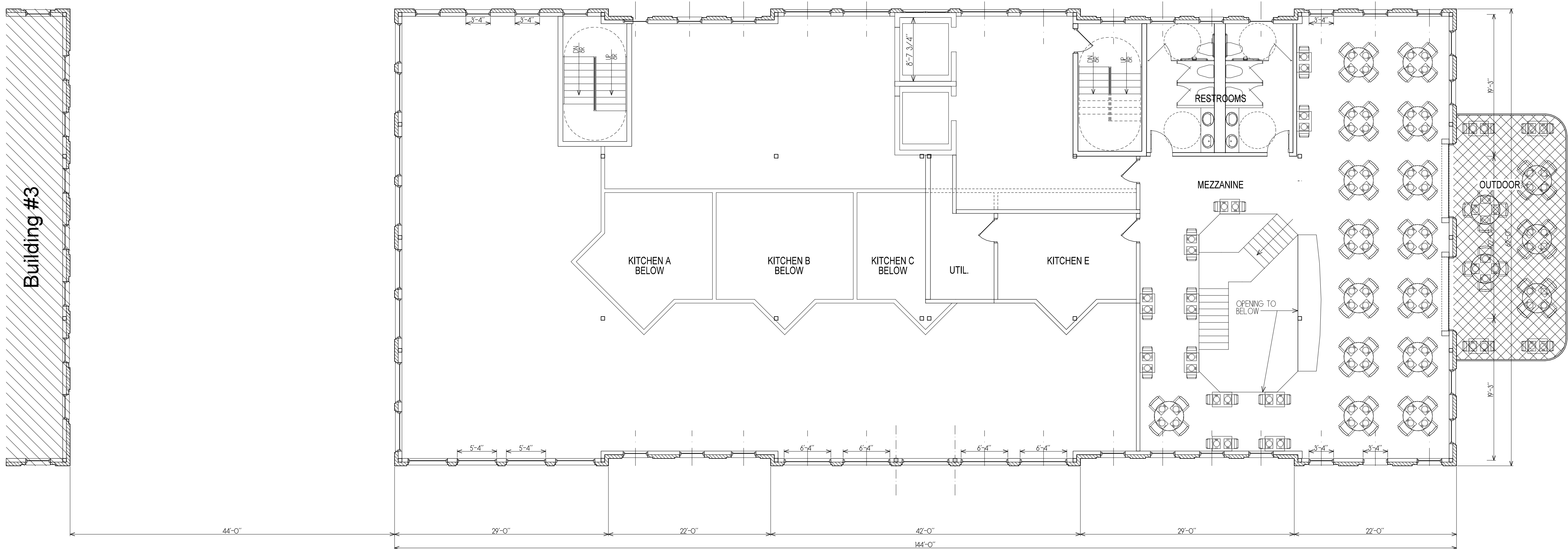
COPYRIGHT 1993-2018
Benchmark Design, P.C.
Architects & Planners

Design Professional	D. Tracy Ward, GA #8230
Issue Date	00/00/0000
Date	Description
10/24/2018	Concept Progress
04/17/2019	Concept Progress
06/24/2019	Pricing set
08/02/2019	Preliminary review

Project Name	Strawberry Fields
Project Number	17027-02
Drawn by	JB/DTW
Designed by	DTW
Checked by	DTW

Description	Main Level Floor Plan Floor Plan
-------------	--

Sheet Number
A-1.1



1 Mezzanine
1/8" = 1'-0"



- GENERAL NOTES:
- 1- This architect and/or architectural firm is not contracted to provide Construction Administration services for this project (unless otherwise noted).
 - 2- This architect and/or architectural firm is not contracted to provide waterproofing details & specifications for this project (unless otherwise noted).

ARCHITECT
D. TRACY WARD
EST. 1993

THIS DRAWING IS THE PROPERTY OF BENCHMARK DESIGN, P.C. ARCHITECTS AND IS NOT TO BE REPRODUCED OR COPIED IN WHOLE OR IN PART, THE DIMENSIONS OF WHICH ARE 24" x 36".
IT IS ONLY TO BE USED FOR THE PROJECT AND SITE SPECIFICALLY IDENTIFIED HEREIN AND IS NOT TO BE USED ON ANY OTHER PROJECT WITHOUT WRITTEN PERMISSION FROM THE ARCHITECT. THE CONTRACTOR IS RESPONSIBLE FOR VERIFYING ALL FIELD MEASUREMENTS, QUANTITIES AND DIMENSIONS, AND RELATED FIELD CONSTRUCTION CRITERIA.
COPYRIGHT 1993-2018
Benchmark Design, P.C.
ARCHITECTS & PLANNERS

Design Professional D. Tracy Ward, GA #8230

Issue Date 00/00/0000

►	Date	Description
	10/24/2018	Concept Progress
	04/17/2019	Concept Progress
	06/24/2019	Pricing set
	08/02/2019	Preliminary review

Project Name Strawberry Fields

Project Number 17027-02

Drawn by JB/DTW

Designed by DTW

Checked by DTW

Description Mezzanine Level
Floor Plan

Sheet Number A-1.1m

Building #3



1 2nd Level Floor Plan
1/8" = 1'-0"

2ND LEVEL BUILDING AREA CALCULATIONS	
CORE:	712 S.F.
FLOOR SPACE:	8114 S.F.
TOTAL BUILDING:	8826 S.F.
CONDO SPACE	
CONDO 1a:	1452 S.F.
CONDO 2a:	1290 S.F.
CONDO 3a:	1239 S.F.
CONDO 4a:	1363 S.F.
CONDO 5a:	1286 S.F.
CONDO 6a:	1484 S.F.
TOTAL FLOOR SPACE:	8114 S.F.
GALLERIES:	
TOTAL OUTDOOR:	858 S.F.
TOTAL BUILDING & GALLERIES:	9684 S.F.




MARKET DISTRICT

Market District

Commercial T5
Buildings 1 & 2

Charlotte Drive
Milton, GA



GENERAL NOTES:
1- This architect and/or architectural firm is not contracted to provide Construction Administration services for this project (unless otherwise noted).
2- This architect and/or architectural firm is not contracted to provide waterproofing details & specifications for this project (unless otherwise noted).

ARCHITECT

D. TRACY WARD

EST. 1993

THIS DRAWING IS THE PROPERTY OF BENCHMARK DESIGN, P.C. ARCHITECTS AND IS NOT TO BE REPRODUCED OR COPIED IN WHOLE OR IN PART. THE DIMENSIONS OF WHICH ARE 24" X 36".
IT IS ONLY TO BE USED FOR THE PROJECT AND SITE SPECIFICALLY IDENTIFIED HEREIN AND IS NOT TO BE USED ON ANY OTHER PROJECT WITHOUT WRITTEN PERMISSION FROM THE ARCHITECT. THE CONTRACTOR IS RESPONSIBLE FOR VERIFYING ALL FIELD MEASUREMENTS, QUANTITIES AND DIMENSIONS, AND RELATED FIELD CONSTRUCTION CRITERIA.

COPYRIGHT 1993-2018
Benchmark Design, P.C.
Architects & Planners

Design Professional D. Tracy Ward, GA #8230

Issue Date 00/00/0000

Date	Description
10/24/2018	Concept Progress
04/17/2019	Concept Progress
06/24/2019	Pricing set
08/02/2019	Preliminary review

Project Name Strawberry Fields

Project Number 17027-02

Drawn by JB/DTW

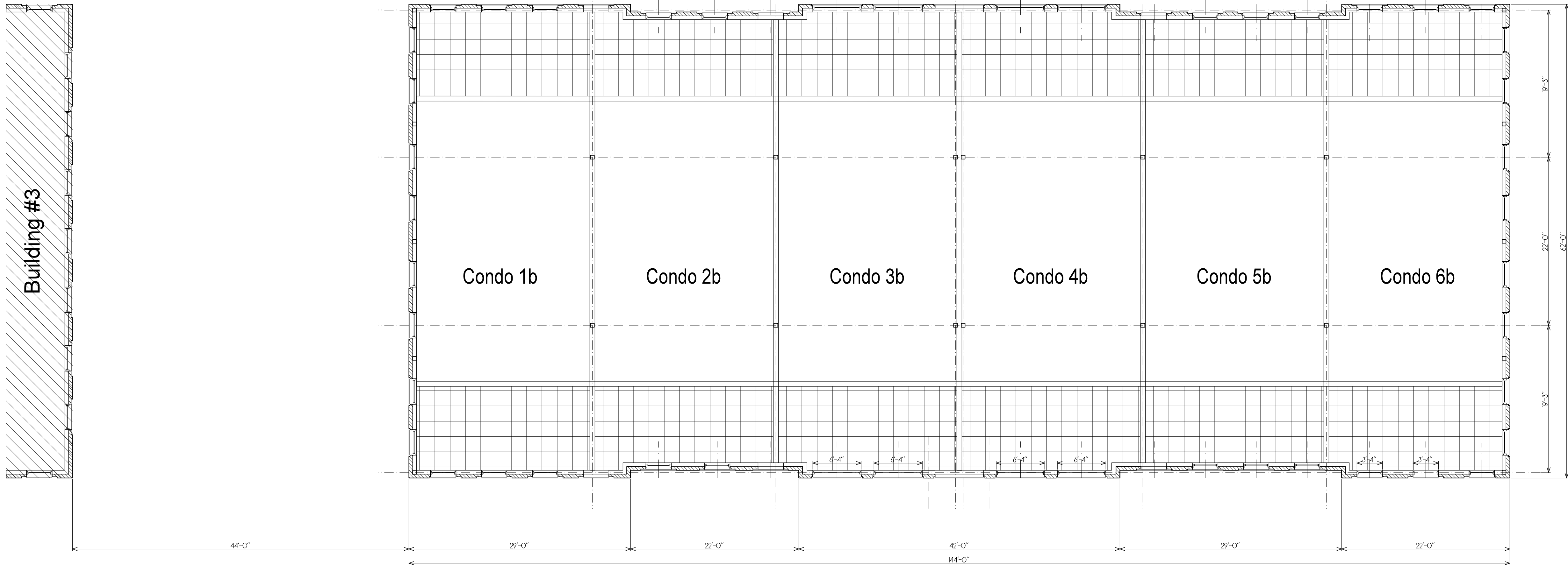
Designed by DTW

Checked by DTW

2nd Level
Floor Plan

Sheet Number

A-1.2




1 3rd Floor Plan
1/8" = 1'-0"

ROOF TERRACE LEVEL BUILDING AREA CALCULATIONS	
INTERIOR CONDO SPACE:	5742 S.F.
EXTERIOR CONDO SPACE:	3354 S.F.
TOTAL BUILDING:	8826 S.F.

INTERIOR CONDO SPACE	
CONDO 1c:	912 S.F.
CONDO 2c:	912 S.F.
CONDO 3c:	912 S.F.
CONDO 4c:	912 S.F.
CONDO 5c:	912 S.F.
CONDO 6c:	912 S.F.
TOTAL INTERIOR CONDO SPACE:	5472 S.F.

EXTERIOR CONDO SPACE		
CONDO 1c:	288 x 2	576 S.F.
CONDO 2c:	269 x 2	538 S.F.
CONDO 3c:	285 x 2	570 S.F.
CONDO 4c:	285 x 2	570 S.F.
CONDO 5d:	264 x 2	528 S.F.
CONDO 5e:	286 x 2	572 S.F.
TOTAL EXTERIOR CONDO SPACE:	3354 S.F.	



MARKET DISTRICT

Market District

Commercial T5
Buildings 1 & 2

Charlotte Drive
Milton, GA



- GENERAL NOTES:
- 1- This architect and/or architectural firm is not contracted to provide Construction Administration services for this project (unless otherwise noted).
 - 2- This architect and/or architectural firm is not contracted to provide waterproofing details & specifications for this project (unless otherwise noted).

ARCHITECT
D. TRACY WARD
EST. 1993

THIS DRAWING IS THE PROPERTY OF BENJAMIN DESIGN, P.C., ARCHITECTS AND IS NOT TO BE REPRODUCED OR COPIED IN WHOLE OR IN PART, THE DIMENSIONS OF WHICH ARE 1/4" = 1'-0".
IT IS ONLY TO BE USED FOR THE PROJECT AND SITE SPECIFICALLY IDENTIFIED HEREIN AND IS NOT TO BE USED ON ANY OTHER PROJECT WITHOUT WRITTEN PERMISSION FROM THE ARCHITECT. THE CONTRACTOR IS RESPONSIBLE FOR VERIFYING ALL FIELD MEASUREMENTS, QUANTITIES AND DIMENSIONS, AND RELATED FIELD CONSTRUCTION CONDITIONS.

COPYRIGHT 1993-2018
Benjamin Design, P.C.
Architects & Planners

Design Professional D. Tracy Ward, GA #8230

Issue Date 00/00/0000

Date	Description
10/24/2018	Concept Progress
04/17/2019	Concept Progress
06/24/2019	Pricing set
08/02/2019	Preliminary review

Project Name Strawberry Fields

Project Number 1 7027-02

Drawn by JB/DTW

Designed by DTW

Checked by DTW

Description 3rd Level
Floor Plan

Sheet Number A-1.3



Market District

Commercial T5
Buildings 1 & 2

Charlotte Drive
Milton, GA



GENERAL NOTES:

- 1- This architect and/or architectural firm is not contracted to provide Construction Administration services for this project (unless otherwise noted).
- 2- This architect and/or architectural firm is not contracted to provide waterproofing details & specifications for this project (unless otherwise noted).

ARCHITECT
D. TRACY WARD
EST. 1993

THIS DRAWING IS THE PROPERTY OF BENCHMARK DESIGN, P.C. ARCHITECTS AND IS NOT TO BE REPRODUCED OR COPIED IN WHOLE OR IN PART, THE DIMENSIONS OF WHICH ARE 24" x 36".

IT IS ONLY TO BE USED FOR THE PROJECT AND SITE SPECIFICALLY IDENTIFIED HEREIN AND IS NOT TO BE USED ON ANY OTHER PROJECT WITHOUT WRITTEN PERMISSION FROM THE ARCHITECT. THE CONTRACTOR IS RESPONSIBLE FOR VERIFYING ALL FIELD MEASUREMENTS, QUANTITIES AND DIMENSIONS, AND RELATED FIELD CONSTRUCTION CRITERIA.

COPYRIGHT 1993–2018
 Benchmark Design, PC
 Architects & Planners

Design Professional D. Tracy Ward, GA #8230

Issue Date 00/00/0000

▷	Date	Description
	10/24/2018	Concept Progress
	04/17/2019	Concept Progress
	06/24/2019	Pricing set
	08/02/2019	Preliminary review

Project Name	Strawberry Fields
--------------	-------------------

Project Number 17027-02

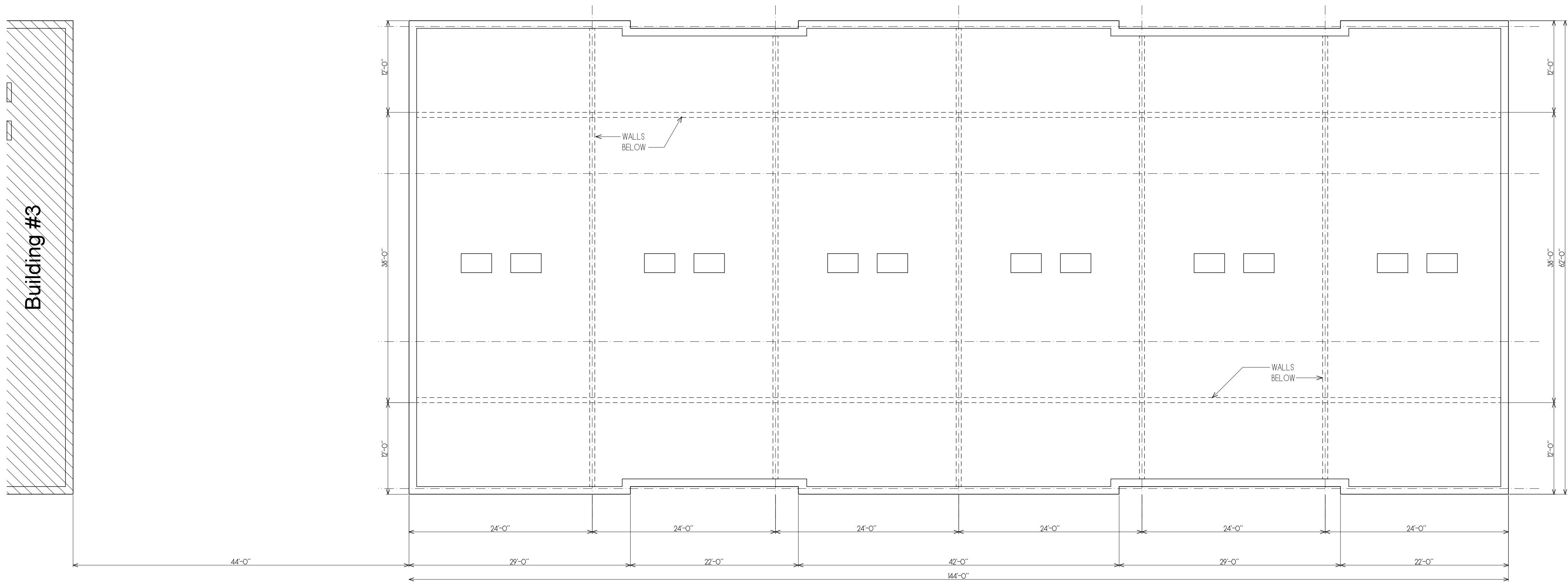
Drawn by JB/DTW

Designed by DTW

Checked by DTW

Description

Sheet Number 11



1 Roof Plan
1/8" = 1'-0"





A South Elevation
1/4" = 1'-0"



B East Elevation
1/4" = 1'-0"

Market District

Commercial T5
Buildings 1 & 2

Charlotte Drive
Milton, GA



GENERAL NOTES:
1. This architect and/or architectural firm is not contracted to provide Construction Administration services for this project (unless otherwise noted).
2. This architect and/or architectural firm is not contracted to provide waterproofing details & specifications for this project (unless otherwise noted).

ARCHITECT
D. TRACY WARD
EST. 1993

THIS DRAWING IS THE PROPERTY OF BENCHMARK DESIGN, P.C. ARCHITECTS AND IS NOT TO BE REPRODUCED OR COPIED IN WHOLE OR IN PART, THE DIMENSIONS OF WHICH ARE 24" X 36".
IT IS ONLY TO BE USED FOR THE PROJECT AND SITE SPECIFICALLY IDENTIFIED HEREIN AND IS NOT TO BE USED ON ANY OTHER PROJECT WITHOUT WRITTEN PERMISSION FROM THE ARCHITECT. THE CONTRACTOR IS RESPONSIBLE FOR VERIFYING ALL FIELD MEASUREMENTS, QUANTITIES AND DIMENSIONS, AND RELATED FIELD CONSTRUCTION CRITERIA.

Design Professional D. Tracy Ward, GA #8230

Issue Date 00/00/0000

Date	Description
10/24/2018	Concept Progress
04/17/2019	Concept Progress
06/24/2019	Pricing set
08/02/2019	Preliminary review

Project Name Strawberry Fields

Project Number 17027-02

Drawn by JB/DTW

Designed by DTW

Checked by DTW

South and East
Elevations

Sheet Number

A-2.1



GENERAL NOTES:
1- This architect and/or architectural firm is not contracted to provide Construction Administration services for this project (unless otherwise noted).
2- This architect and/or architectural firm is not contracted to provide waterproofing details & specifications for this project (unless otherwise noted).

ARCHITECT
D. TRACY WARD
EST. 1993

THIS DRAWING IS THE PROPERTY OF BENCHMARK DESIGN, P.C. ARCHITECTS AND IS NOT TO BE REPRODUCED OR COPIED IN WHOLE OR IN PART. THE DIMENSIONS OF WHICH ARE 24" x 36".
IT IS ONLY TO BE USED FOR THE PROJECT AND SITE SPECIFICALLY IDENTIFIED HEREIN AND IS NOT TO BE USED ON ANY OTHER PROJECT WITHOUT WRITTEN PERMISSION FROM THE ARCHITECT. THE CONTRACTOR IS RESPONSIBLE FOR VERIFYING ALL FIELD MEASUREMENTS, QUANTITIES AND DIMENSIONS, AND RELATED FIELD CONSTRUCTION CRITERIA.

COPYRIGHT 1993-2019
Benchmark Design, P.C.
Architects & Planners

Design Professional D. Tracy Ward, GA #8230

Issue Date 00/00/0000

Date	Description
10/24/2018	Concept Progress
04/17/2019	Concept Progress
06/24/2019	Pricing set
08/02/2019	Preliminary review

Project Name Strawberry Fields

Project Number 17027-02

Drawn by JB/DTW

Designed by DTW

Checked by DTW

North and West
Elevations

Description

Sheet Number

A-2.2



A North Elevation
1/4" = 1'-0"



B West Elevation
1/4" = 1'-0"

Market District

Commercial T5
Buildings 1 & 2

Charlotte Drive
Milton, GA



GENERAL NOTES:
1- This architect and/or architectural firm is not contracted to provide Construction Administration services for this project (unless otherwise noted).
2- This architect and/or architectural firm is not contracted to provide waterproofing details & specifications for this project (unless otherwise noted).

ARCHITECT
D. TRACY WARD
EST. 1993

THIS DRAWING IS THE PROPERTY OF BENCHMARK DESIGN, P.C. ARCHITECTS AND IS NOT TO BE REPRODUCED OR COPIED IN WHOLE OR IN PART. THE DIMENSIONS OF WHICH ARE 24" x 36".
IT IS ONLY TO BE USED FOR THE PROJECT AND SITE SPECIFICALLY IDENTIFIED HEREIN AND IS NOT TO BE USED ON ANY OTHER PROJECT WITHOUT WRITTEN PERMISSION FROM THE ARCHITECT. THE CONTRACTOR IS RESPONSIBLE FOR VERIFYING ALL FIELD MEASUREMENTS, QUANTITIES AND DIMENSIONS, AND RELATED FIELD CONSTRUCTION CRITERIA.

COPYRIGHT 1993-2018
Benchmark Design, P.C.
Architects & Planners

Design Professional D. Tracy Ward, GA #8230

Issue Date 00/00/0000

Date	Description
10/24/2018	Concept Progress
04/17/2019	Concept Progress
06/24/2019	Pricing set
08/02/2019	Preliminary review

Project Name Strawberry Fields

Project Number 17027-02

Drawn by JB/DTW

Designed by DTW

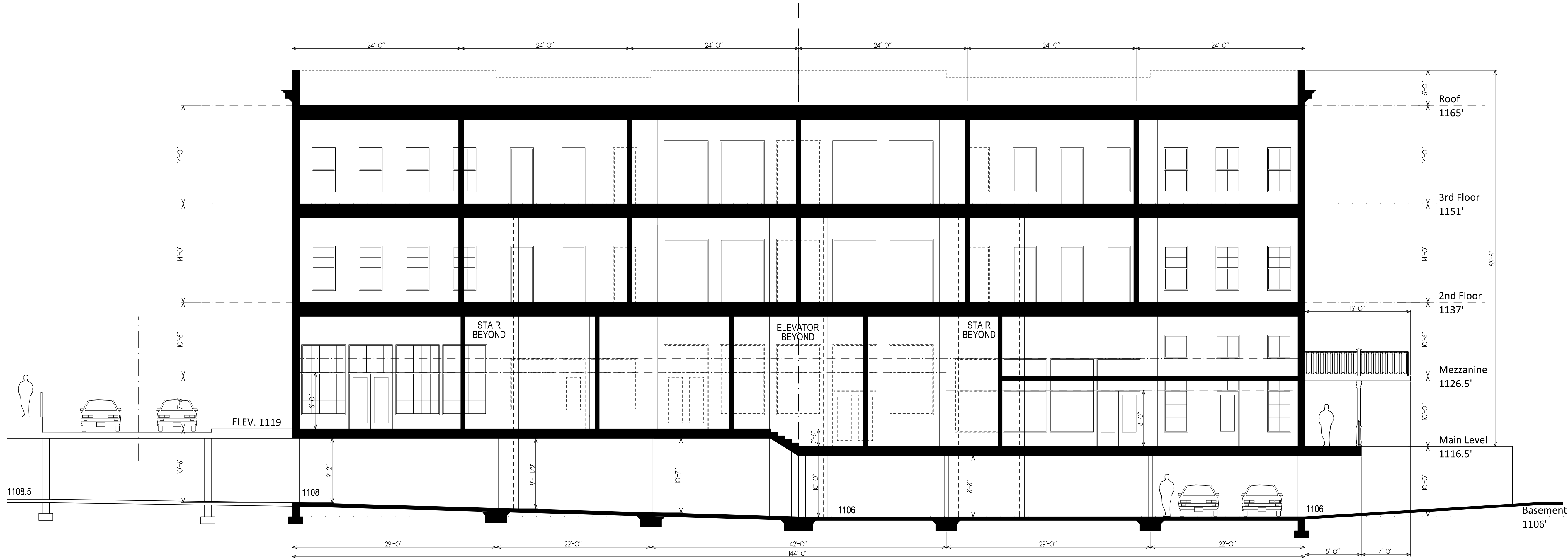
Checked by DTW

Building
Sections

Description

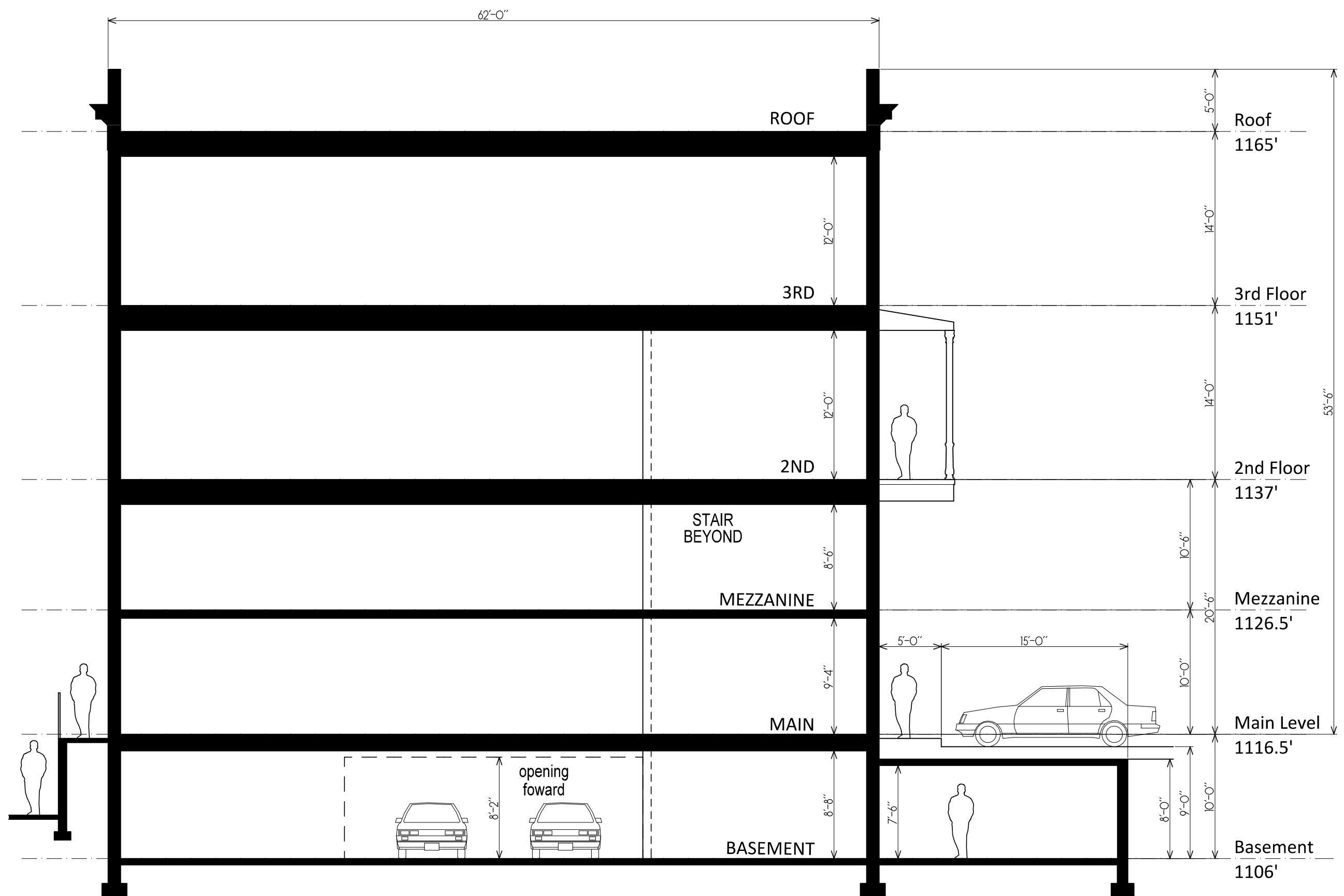
Sheet Number

A-3.1



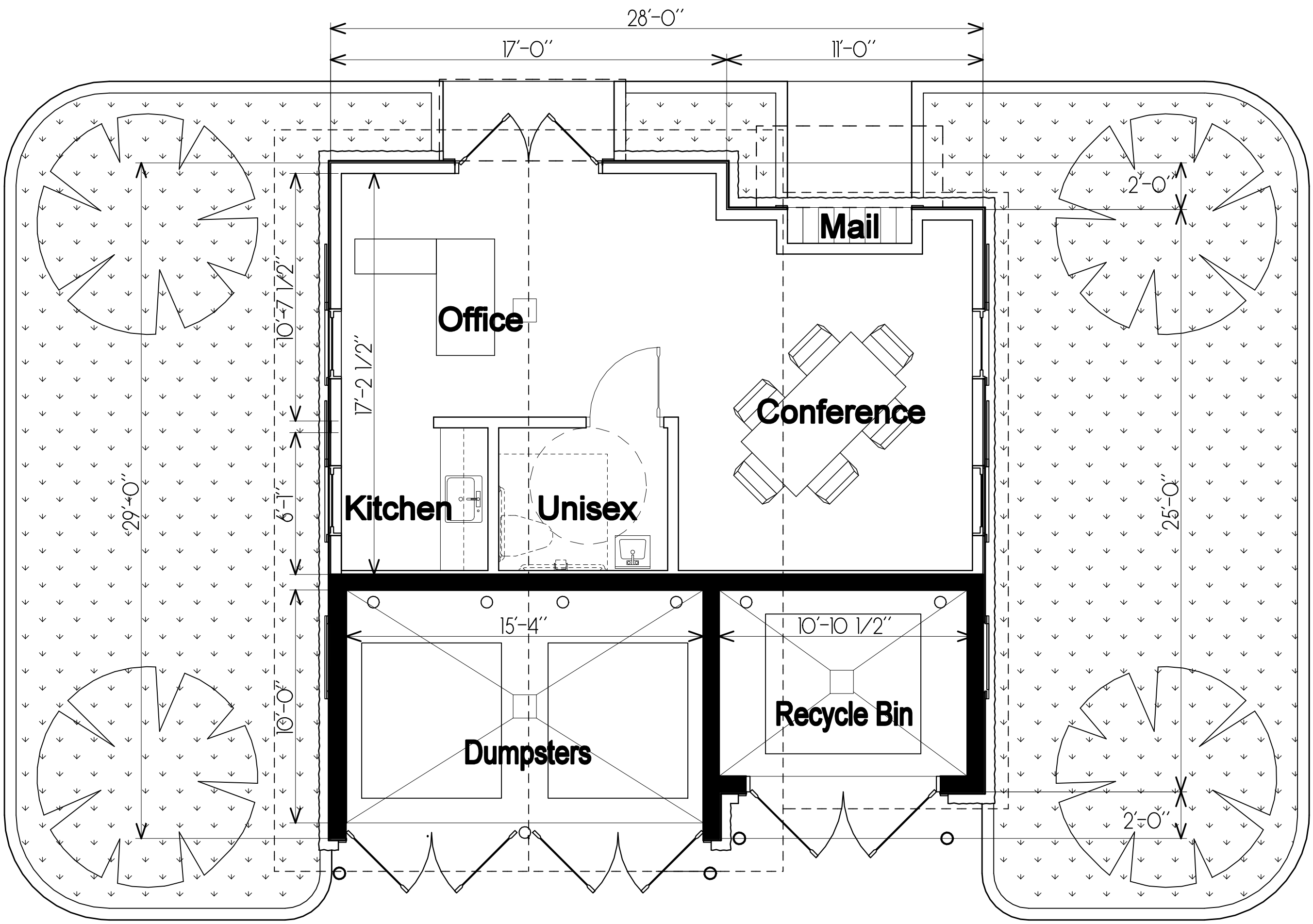
A Longitudinal Section

1/4" = 1'-0"

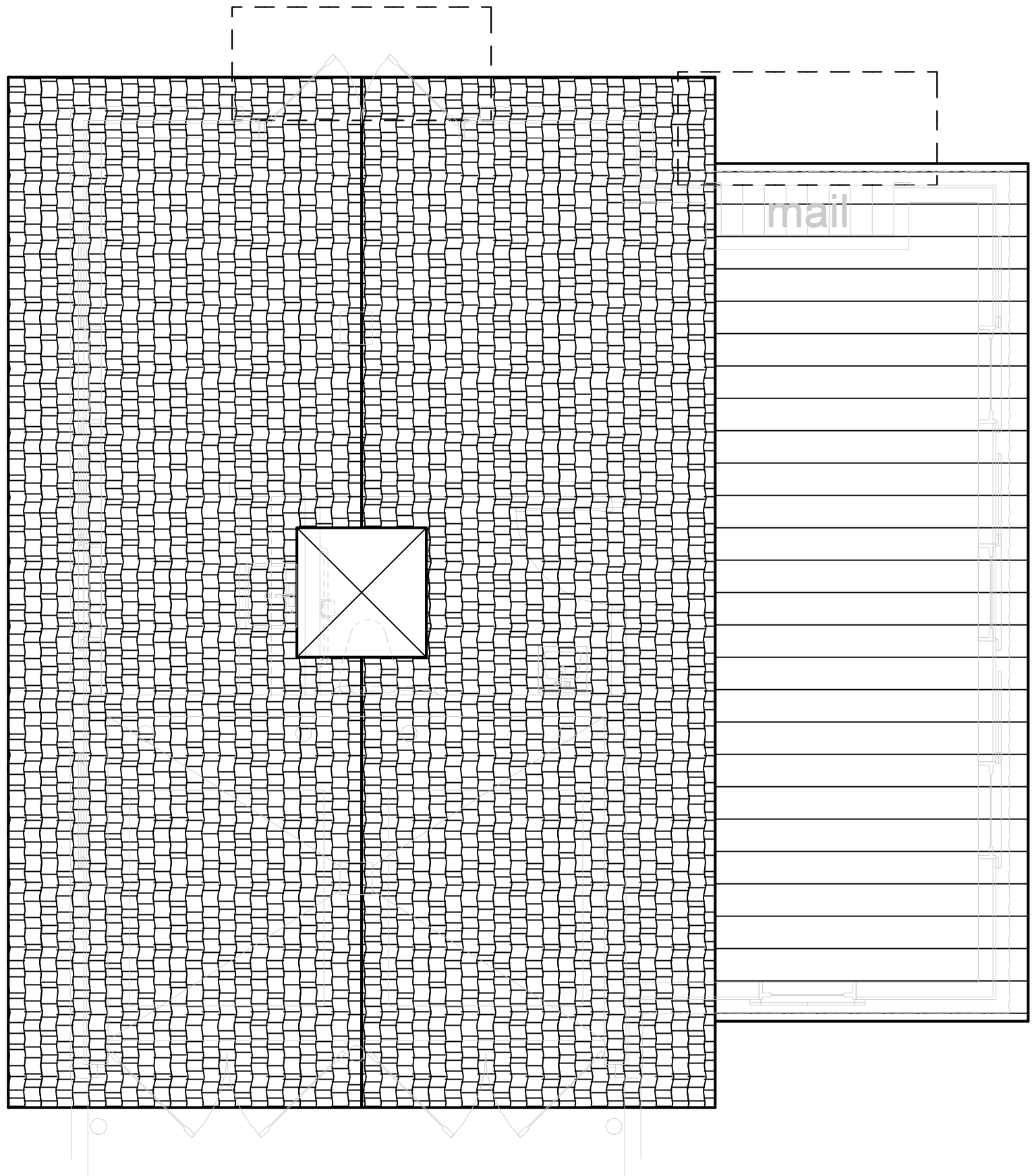


B Cross Section

1/4" = 1'-0"



Floor Plan



Roof Plan



GENERAL NOTES:
1- This architect and/or architectural firm is not contracted to provide Construction Administration services for this project (unless otherwise noted).
2- This architect and/or architectural firm is not contracted to provide waterproofing details & specifications for this project (unless otherwise noted).

ARCHITECT
D. TRACY WARD
EST. 1993

THIS DRAWING IS THE PROPERTY OF BENCHMARK DESIGN, P.C. ARCHITECTS AND IS NOT TO BE REPRODUCED OR COPIED IN WHOLE OR IN PART, THE DIMENSIONS OF WHICH ARE 24" x 36".
IT IS ONLY TO BE USED FOR THE PROJECT AND SITE SPECIFICALLY IDENTIFIED HEREIN AND IS NOT TO BE USED ON ANY OTHER PROJECT WITHOUT WRITTEN PERMISSION FROM THE ARCHITECT. THE CONTRACTOR IS RESPONSIBLE FOR VERIFYING ALL FIELD MEASUREMENTS, QUANTITIES AND DIMENSIONS, AND RELATED FIELD CONSTRUCTION CRITERIA.

COPYRIGHT 1993-2018
Benchmark Design, P.C.
Architects & Planners

Design Professional D. Tracy Ward, GA #8230

Issue Date 00/00/0000

Date	Description
------	-------------

10/24/2018	Concept Progress
06/24/2019	Pricing set
08/02/2019	Preliminary Review

Project Name Market District

Project Number 17027-00

Drawn by JB/DTW

Designed by DTW

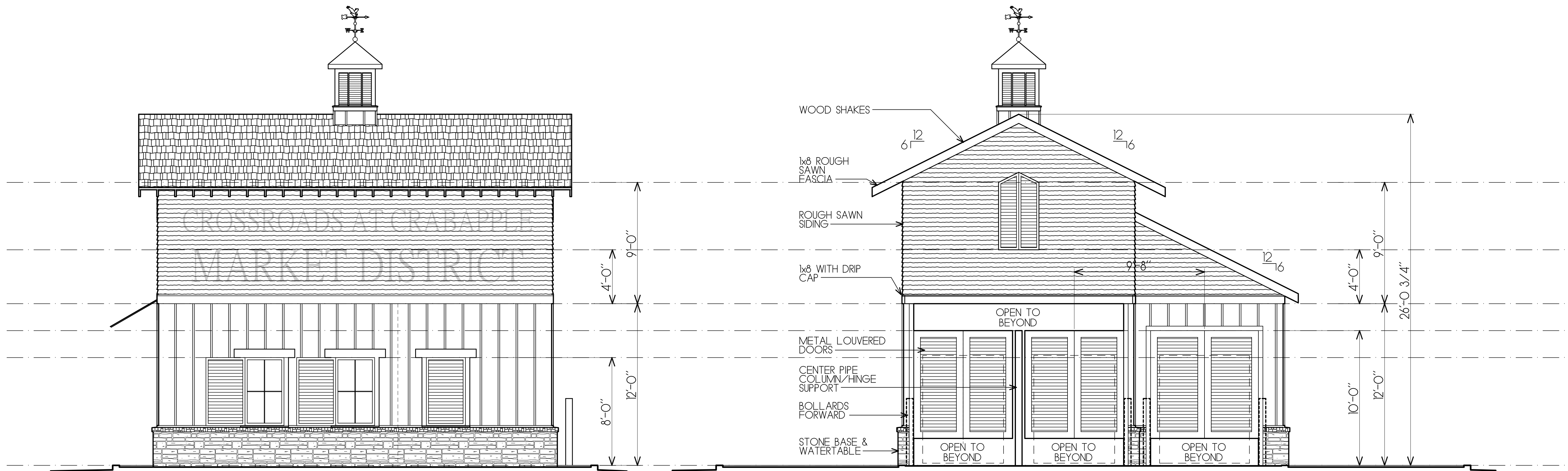
Checked by DTW

Floor &
Roof Plan

Description

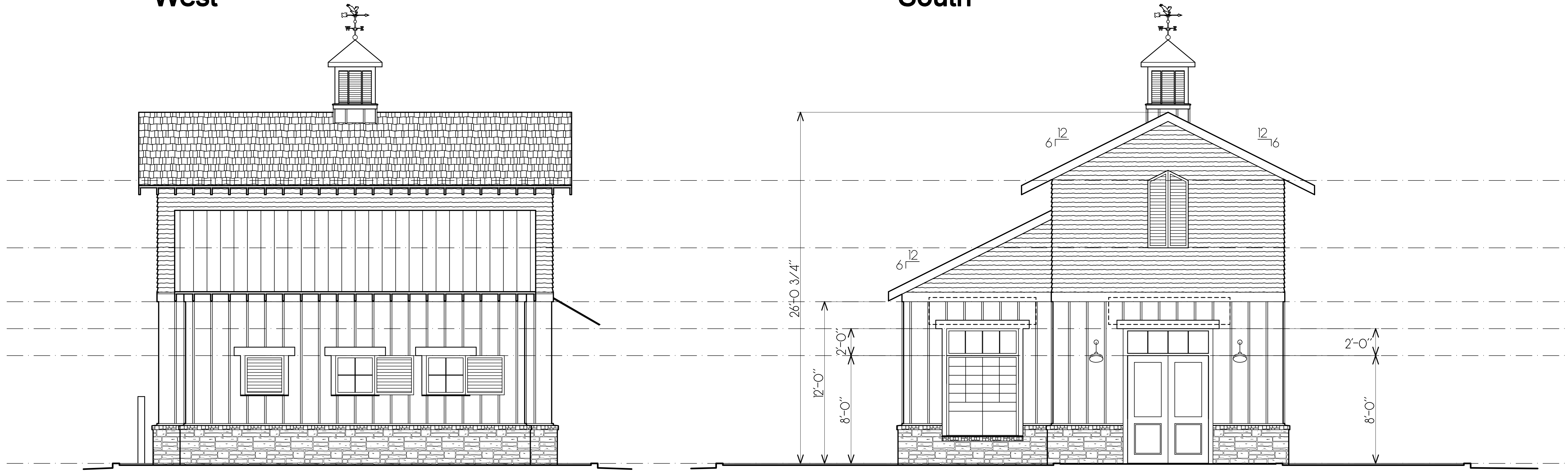
Sheet Number

A-1.05



West

South



East

North



GENERAL NOTES:
1- This architect and/or architectural firm is not contracted to provide Construction Administration services for this project (unless otherwise noted).
2- This architect and/or architectural firm is not contracted to provide waterproofing details & specifications for this project (unless otherwise noted).

ARCHITECT
D. TRACY WARD
EST. 1993

THIS DRAWING IS THE PROPERTY OF BENCHMARK DESIGN, P.C. ARCHITECTS AND IS NOT TO BE REPRODUCED OR COPIED IN WHOLE OR IN PART. THE DIMENSIONS OF WHICH ARE 24" X 36".
IT IS ONLY TO BE USED FOR THE PROJECT AND SITE SPECIFICALLY IDENTIFIED HEREIN AND IS NOT TO BE USED ON ANY OTHER PROJECT WITHOUT WRITTEN PERMISSION FROM THE ARCHITECT. THE CONTRACTOR IS RESPONSIBLE FOR VERIFYING ALL FIELD MEASUREMENTS, QUANTITIES AND DIMENSIONS, AND RELATED FIELD CONSTRUCTION CRITERIA.

Design Professional D. Tracy Ward, GA #8230

Issue Date 00/00/0000

Date Description

10/24/2018	Concept Progress
06/24/2019	Pricing set
08/02/2019	Preliminary Review

Project Name Market District

Project Number 17027-00

Drawn by JB/DTW

Designed by DTW

Checked by DTW

Description Elevations

Sheet Number A-2.05