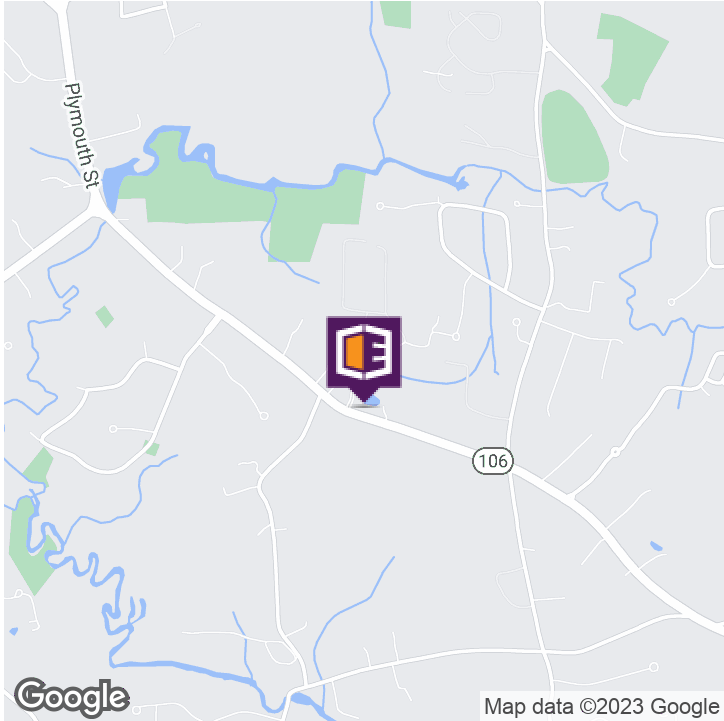


ASHLAND FARM DAIRY



OFFERING SUMMARY

Sale Price:	\$399,000
Building Size:	720 SF
Available SF:	
Lot Size:	1.17 Acres
Price / SF:	\$554.17
Renovated:	2016

PROPERTY OVERVIEW

Acquired in 2013, the site went through a major renovation and was completed in 2016. The new construction building now has everything new and up to code. The improved on site septic system and newly paved parking area listed at \$399,000.

PROPERTY HIGHLIGHTS

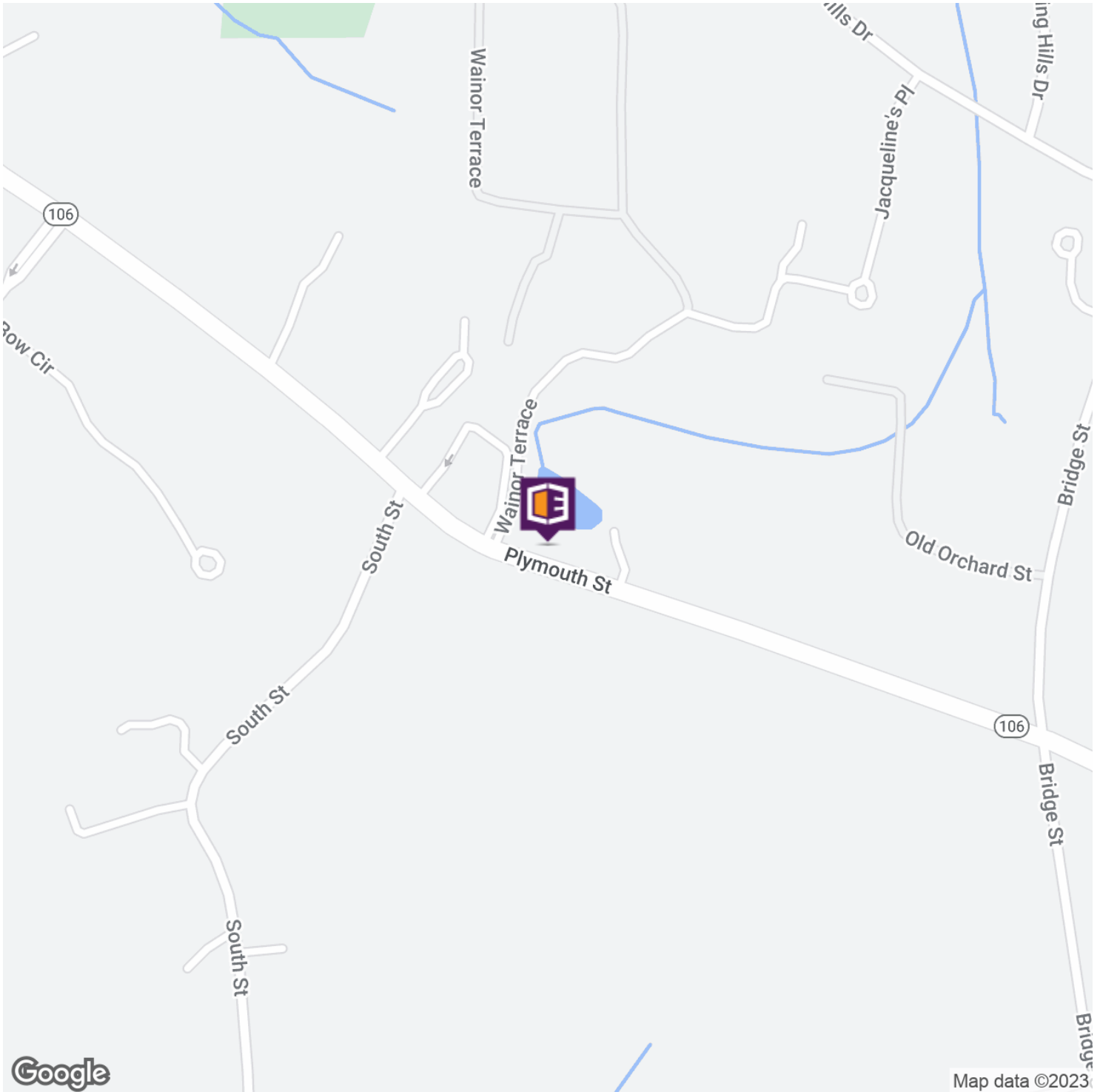
- Built for seasonal ice cream business
- New cedar sidewall, azec trim and attractive fieldstone wall
- Includes all furniture fixtures and equipment

ADDITIONAL PHOTOS

ASHLAND FARM DAIRY



ASHLAND FARM DAIRY



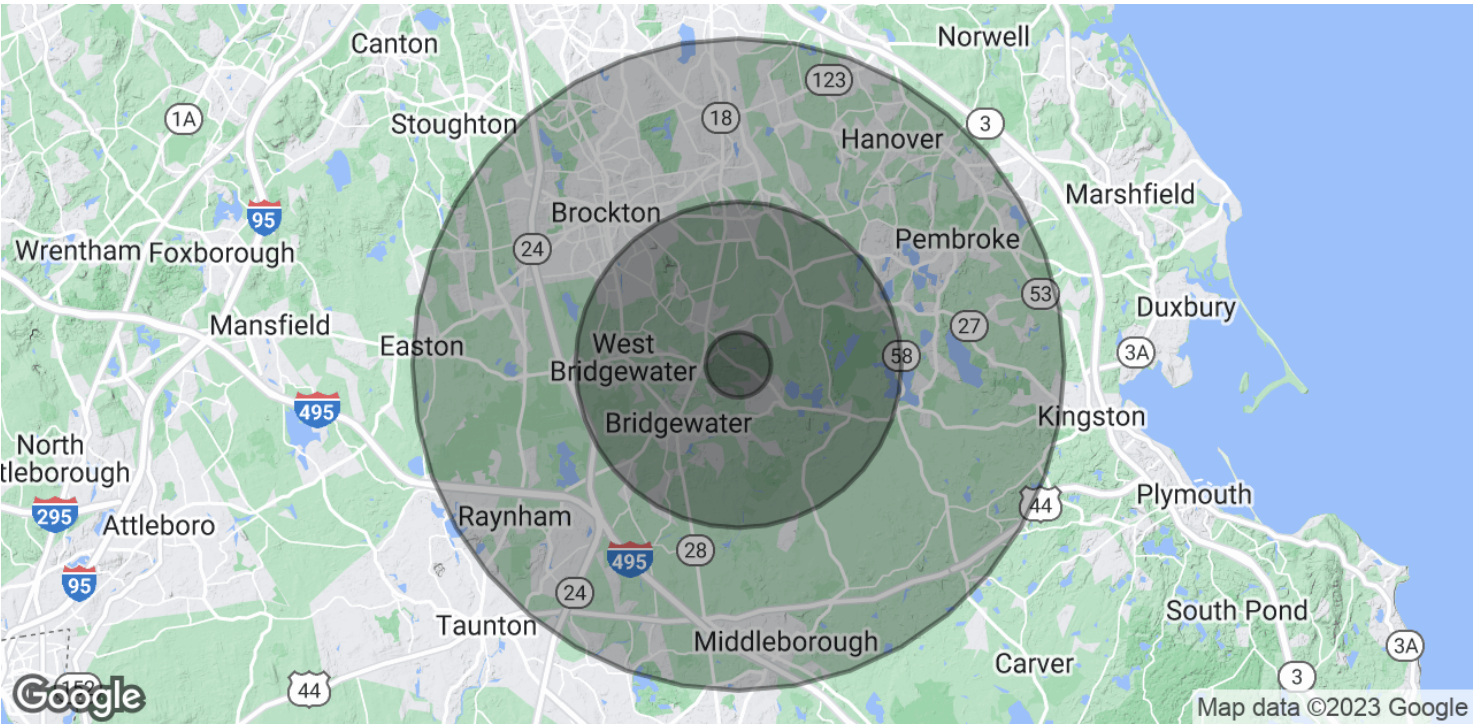
DAVE ELLIS

781.919.0800 x701
dave@ellisrealtyadvisors.com

ADAM BAUER

508.790.4500
abauer@sample.com

ASHLAND FARM DAIRY



POPULATION	1 MILE	5 MILES	10 MILES
Total Population	2,929	72,083	349,334
Median age	39.4	38.2	37.6
Median age (Male)	37.6	37.3	36.3
Median age (Female)	40.5	37.1	38.0
HOUSEHOLDS & INCOME	1 MILE	5 MILES	10 MILES
Total households	1,048	23,568	123,364
# of persons per HH	2.8	3.1	2.8
Average HH income	\$86,576	\$86,480	\$77,513
Average house value	\$364,130	\$357,433	\$352,405

* Demographic data derived from 2020 ACS - US Census

ASHLAND FARM DAIRY



DAVE ELLIS

Managing Partner

617.640.7581

dave@ellisrealtyadvisors.com

MA #9524572



ADAM BAUER

Principal

508.790.4500

abauer@sample.com

THE BUSINESS EXCHANGE

101 Accord Park Drive, Suite 202

Norwell, MA 02061

508.790.4500