



1000 Sussex Unit 3, Broomall, PA 19008



OFFERING SUMMARY

AVAILABLE SF:	Fully Leased
LEASE RATE:	N/A
BUILDING SIZE:	40,000

PROPERTY OVERVIEW

- *Office Space located in the Lawrence Park Industrial Center.
- *Office space consists of three private offices, conference area, reception area and an ADA restroom.
- *Ample off street parking.
- *Just off the Blue Route, Route 1, I-95 & Route 3.

KW COMMERCIAL
744 W Lancaster Avenue, Suite 125
Wayne, PA 19087

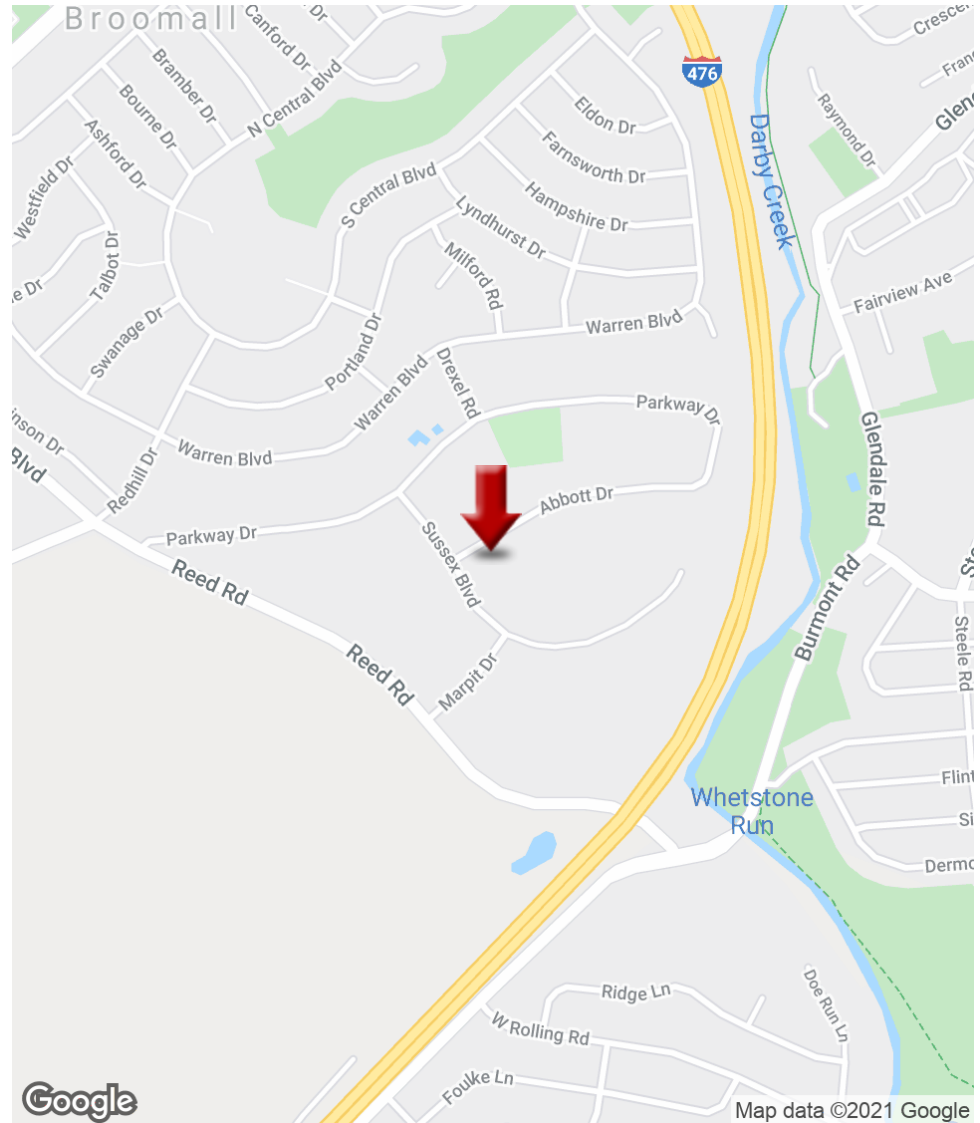
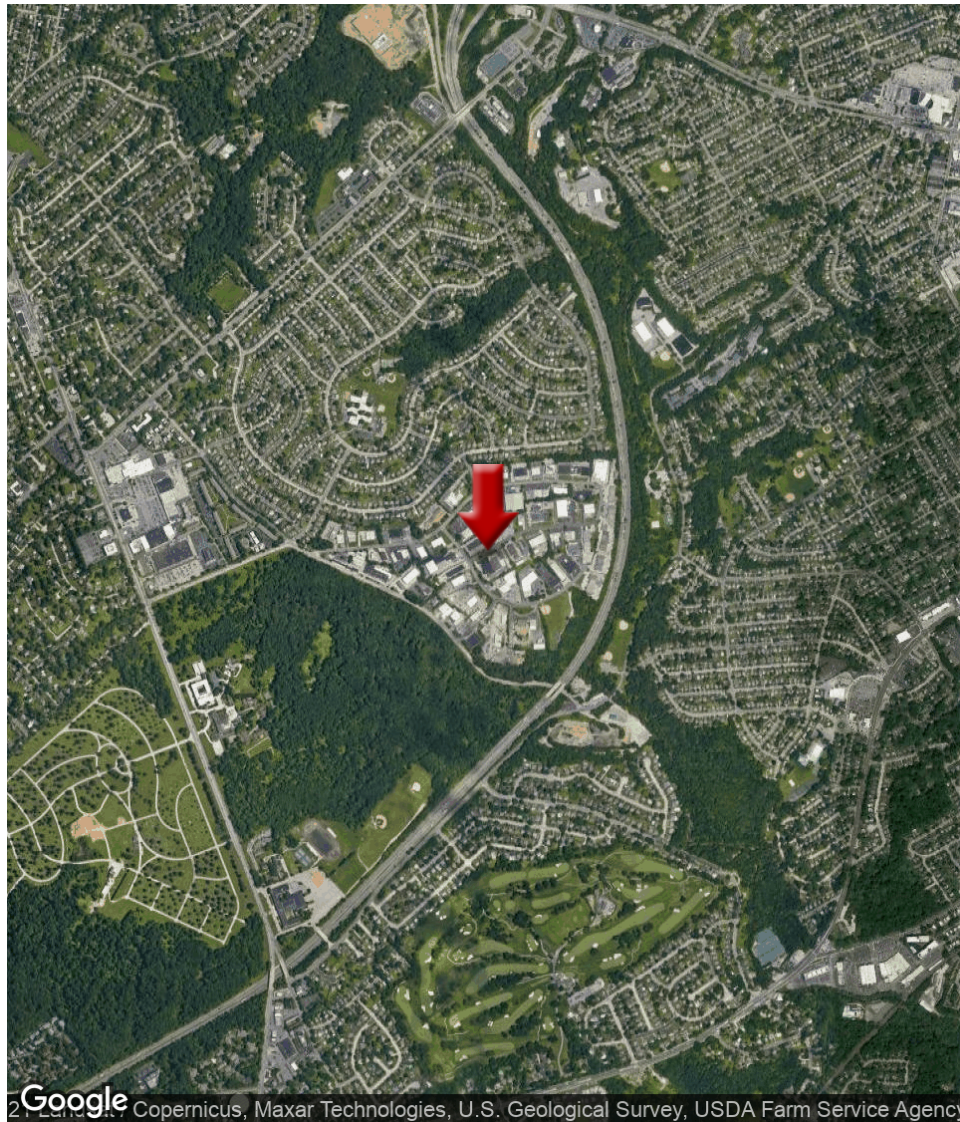
AMY YANGELLO
Director
O: 610.647.8300
C: 610.716.1649
amyyangello@kwcommercial.com

Each Office Independently Owned and Operated [kwcommercial.com/commercial/McCommercial.action?orgId=5766](https://www.kwcommercial.com/commercial/McCommercial.action?orgId=5766)

We obtained the information above from sources we believe to be reliable. However, we have not verified its accuracy and make no guarantee, warranty or representation about it. It is submitted subject to the possibility of errors, omissions, change of price, rental or other conditions, prior sale, lease or financing, or withdrawal without notice. We include projections, opinions, assumptions or estimates for example only, and they may not represent current or future performance of the property. You and your tax and legal advisors should conduct your own investigation of the property and transaction.



1000 Sussex Unit 3, Broomall, PA 19008



KW COMMERCIAL
744 W Lancaster Avenue, Suite 125
Wayne, PA 19087

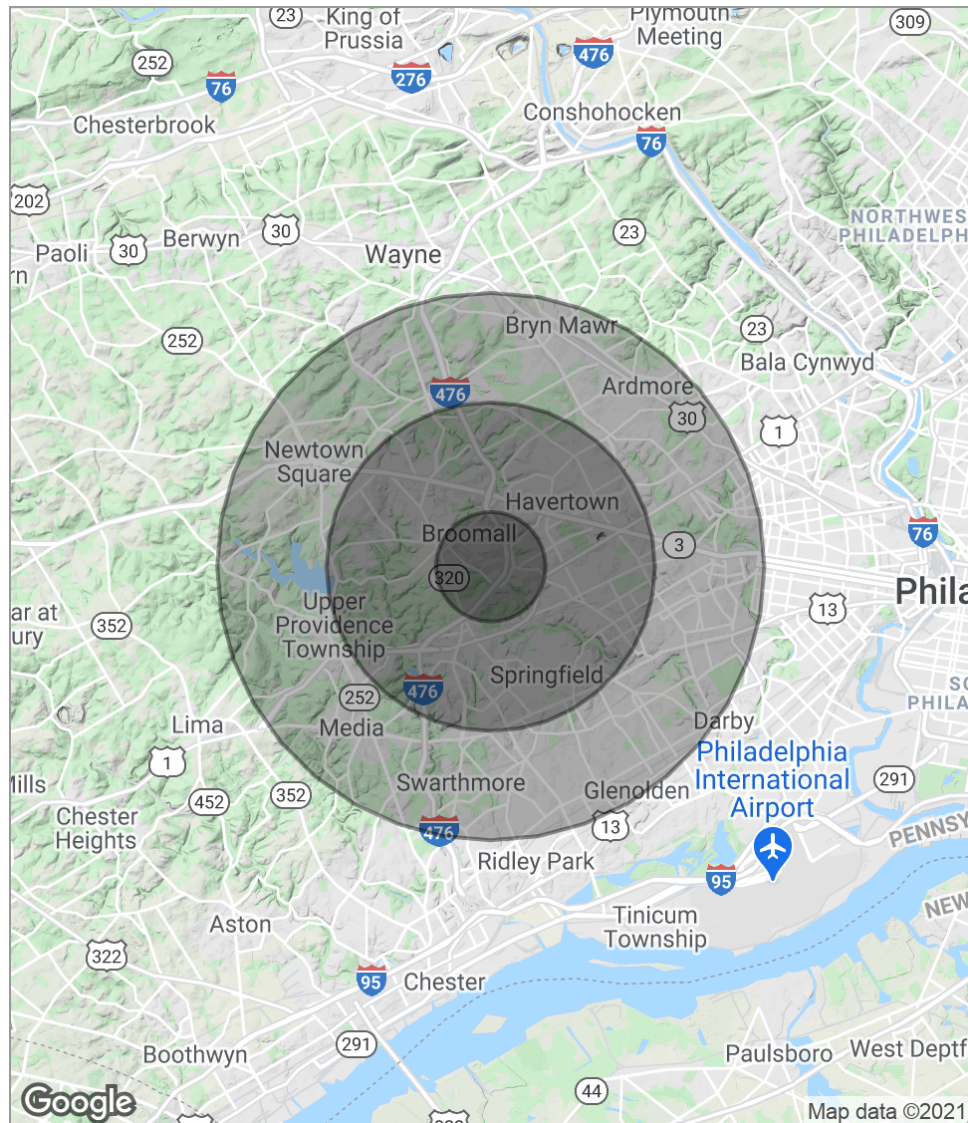
AMY YANGELLO
Director
O: 610.647.8300
C: 610.716.1649
amyyangello@kwcommercial.com

Each Office Independently Owned and Operated [kwcommercial.com/commercial/McCommercial.action?orgId=5766](https://www.kwcommercial.com/commercial/McCommercial.action?orgId=5766)

We obtained the information above from sources we believe to be reliable. However, we have not verified its accuracy and make no guarantee, warranty or representation about it. It is submitted subject to the possibility of errors, omissions, change of price, rental or other conditions, prior sale, lease or financing, or withdrawal without notice. We include projections, opinions, assumptions or estimates for example only, and they may not represent current or future performance of the property. You and your tax and legal advisors should conduct your own investigation of the property and transaction.



1000 Sussex Unit 3, Broomall, PA 19008



POPULATION	1 MILE	3 MILES	5 MILES
Total Population	11,854	113,951	347,275
Median Age	42.1	41.3	39.4
Median Age (Male)	41.3	39.6	38.0
Median Age (Female)	43.1	43.3	40.8
HOUSEHOLDS & INCOME	1 MILE	3 MILES	5 MILES
Total Households	4,396	42,228	132,390
# Of Persons Per HH	2.7	2.7	2.6
Average HH Income	\$89,440	\$93,317	\$91,483
Average House Value	\$324,044	\$314,723	\$322,473

* Demographic data derived from 2010 US Census

KW COMMERCIAL
744 W Lancaster Avenue, Suite 125
Wayne, PA 19087

AMY YANGELLO
Director
O: 610.647.8300
C: 610.716.1649
amyyangello@kwcommercial.com

Each Office Independently Owned and Operated kwcommercial.com/commercial/McCommercial.action?orgId=5766

We obtained the information above from sources we believe to be reliable. However, we have not verified its accuracy and make no guarantee, warranty or representation about it. It is submitted subject to the possibility of errors, omissions, change of price, rental or other conditions, prior sale, lease or financing, or withdrawal without notice. We include projections, opinions, assumptions or estimates for example only, and they may not represent current or future performance of the property. You and your tax and legal advisors should conduct your own investigation of the property and transaction.