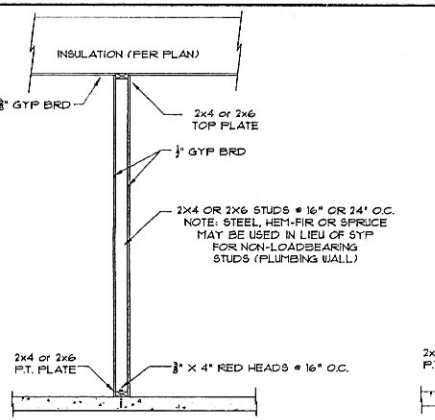
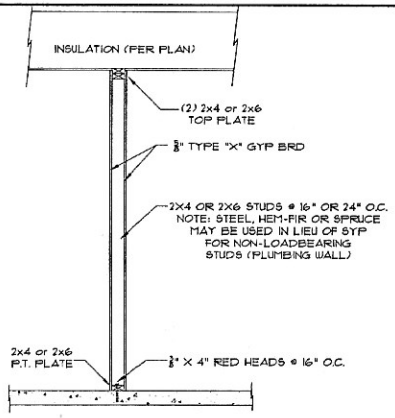


1 Typ. Wall Section

Not to Scale

Wood or Steel Studs



2 Typ. Rated Wall Section

Not to Scale

Wood or Steel Studs (See sheet A400)

WALL SCHEDULE

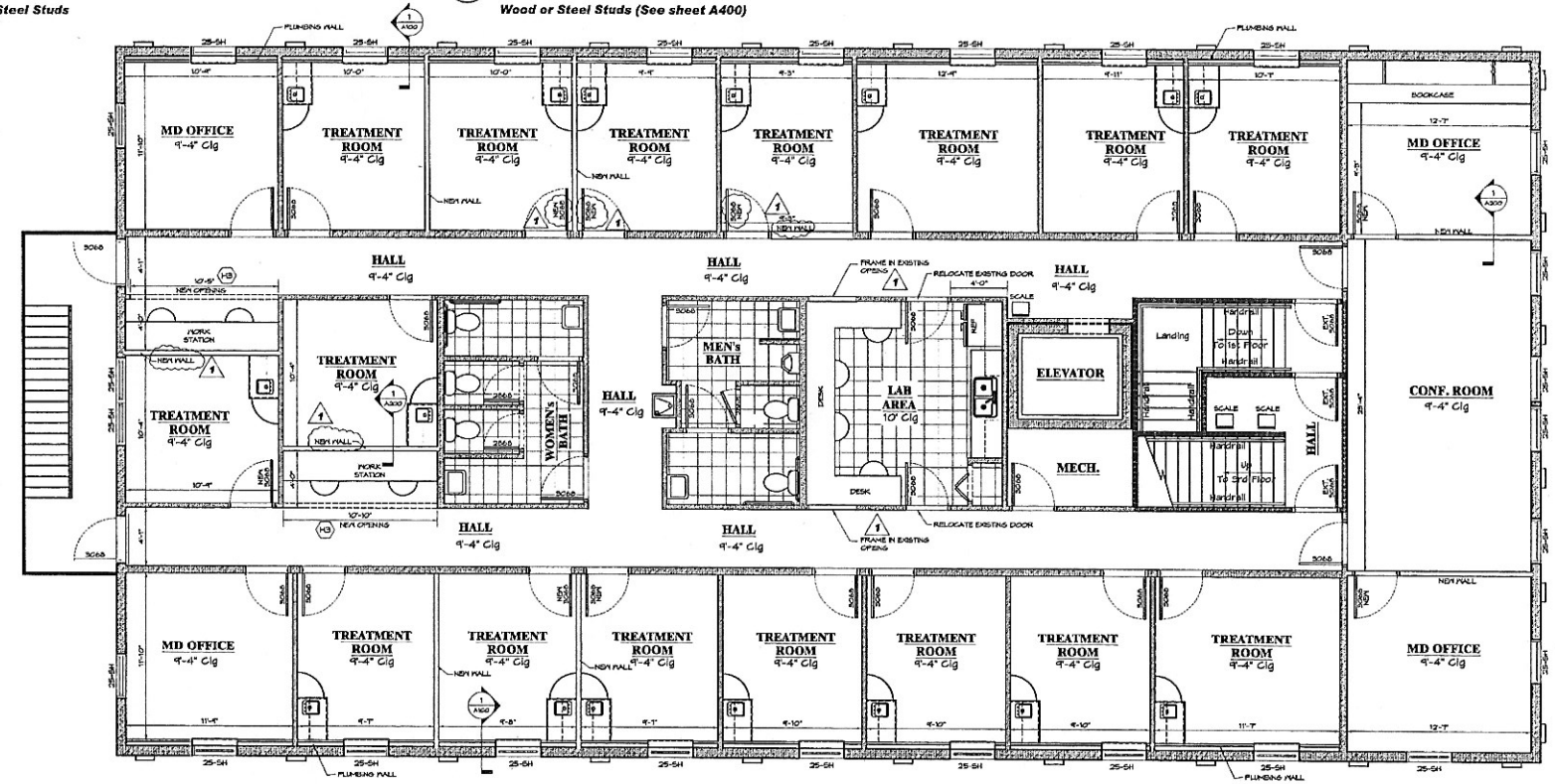
- = EXISTING WALLS
- = EXISTING 1 HR. RATED WALLS
- = NEW 1 HR. RATED WALL
- = NEW WALLS

HEADER SCHEDULE

MARK	MEMBER SIZE	# OF KING STUDS	# OF JACK STUDS	HEADER TO STUD CONN.	STUD TO FOUND. CONN.
H1	(3) 2x12	2	2	JSE (1) HSTA 24 UPLIFT STRAPS @ EA. END. (48) 10d NAILS EA.	USE (1) HD38 @ EA. END. w/ (2) 5/8" DIA BOLTS TO STUD & (1) 5/8" DIA EPOXY ANCHOR TO EXIST FTG w/ 6" MIN EMBED
H2	(3) 1.75" x 11.875" LVL	2	2	JSE (2) HSTA 24 UPLIFT STRAPS @ EA. END. (48) 10d NAILS EA.	USE (1) HD38 @ EA. END. w/ (2) 5/8" DIA BOLTS TO STUD & (1) 5/8" DIA EPOXY ANCHOR TO EXIST FTG w/ 6" MIN EMBED
H3	(3) 1.75" x 14" LVL	2	2	JSE (2) HSTA 24 UPLIFT STRAPS @ EA. END. (48) 10d NAILS EA.	USE (1) HD38 @ EA. END. w/ (2) 5/8" DIA BOLTS TO STUD & (1) 5/8" DIA EPOXY ANCHOR TO EXIST FTG w/ 6" MIN EMBED

GENERAL NOTES:

1. HEADER PIECES NAILED TOGETHER PER w/ 16d NAILS @ 12" OC STAGGERRED EACH SIDE.
2. LVL(S) BASED ON MICRO.LAM LVL GRADE 1.9E BY TRUS JOIST OR APPROVED EQUAL.
3. USE PLYWOOD FILLER AS REQUIRED.
4. CONNECTORS ARE AS MANUFACTURED BY SIMPSON OR APPROVED EQUAL.



NOTE : All Dimensions are Approximate. Final measurements are to be determined in field

1st	5,000 SF
2nd	5,000 SF
Attic	2,500 SF
Total	12,500 SF
UNDER ROOF	12,500 SF

Final

Revision Number	Date	Description of Revision
1	7/11/12	CORRIDORS NOT REQUIRED TO BE RATED PER TABLE 1018.1 FBC 2010

Time Warner II
Remodel
Millennium Center
RIVERVIEW, FLORIDA

BD & E Brad Dodge & Engineering, Inc. CA No.8471
708 Lithia Pinecrest Road, Suite 101
Brandon, FL 33511
Phone: (813) 661-7062
Fax: (813) 654-1691

Ray M. Smith
FL Architect # 12864
12350 Seminole Blvd.
Largo, FL 33778
Phone: 727-692-6401

Proposed 2nd Floor Layout

DATE: April 30, 2012
SCALE: 1/4"=1'-0"
DRAWN: BDE
SHEET: A200

2012-002 TWO-3 Remodel.dwg