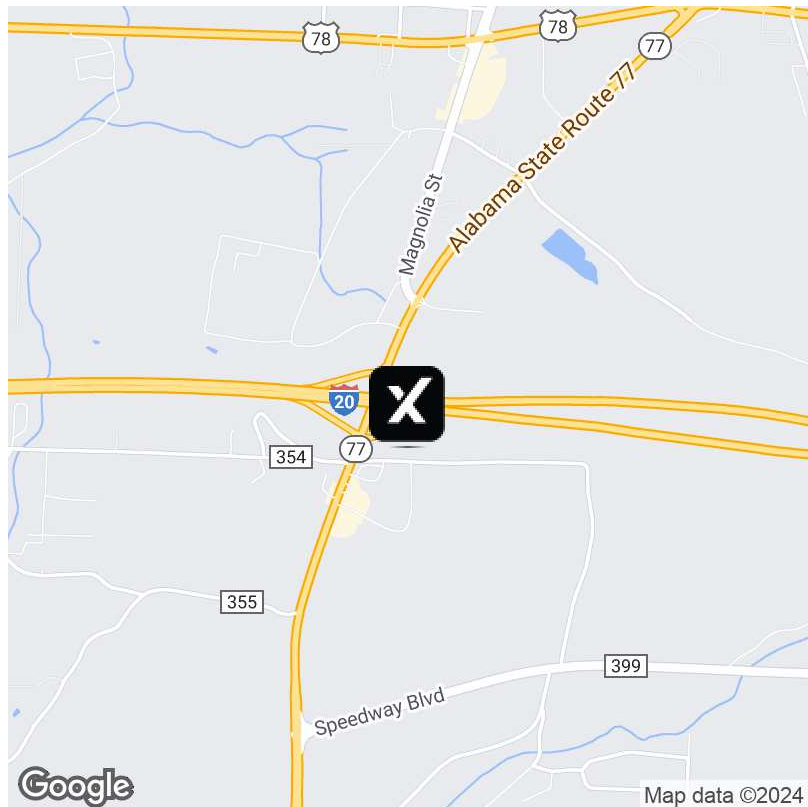


FOR LEASE

4.88 acres of I-20 Frontage for Lease or Sale

4.88 Acres - Exit 168 I-20 Lincoln, AL, Lincoln, AL 35096



Offering Summary

Sale Price:	Subject To Offer
Lease Rate:	\$20,000.00 SF/yr (Ground)
Available SF:	4.88 Acres
Lot Size:	4.88 Acres
Market:	Birmingham
Submarket:	Lincoln AL
Traffic Count:	50,000

Property Overview

Flat surface, gravel on one end, at signalized intersection of I-20 and AL Hwy 77.

Property Highlights

Timothy Pew

615.900.9318
timothy.pew@expcommercial.com

Keith Andrews, CCIM

205.451.8889
keith.andrews@expcommercial.com



eXp Commercial, LLC, its direct and indirect parents and their subsidiaries (together, "We") obtained the information above from sources believed to be reliable, however, We have not verified its accuracy and make no guarantee, warranty or representation, expressed or implied, about such information. The information contained above is submitted subject to the possibility of errors, omissions, price changes, rental or other conditions, prior sale, lease or financing, or withdrawal without notice. Any projections, opinions, assumptions or estimates of the information contained above or provided in connection therewith, either expressed or implied, are for example only, and they may not represent current or future performance of the subject property. You, together with your tax and legal advisors, should conduct your own thorough investigation of the subject property and potential investment.

FOR LEASE

4.88 acres of I-20 Frontage for Lease or Sale

4.88 Acres - Exit 168 I-20 Lincoln, AL, Lincoln, AL 35096



Timothy Pew

615.900.9318

timothy.pew@expcommercial.com

Keith Andrews, CCIM

205.451.8889

keith.andrews@expcommercial.com

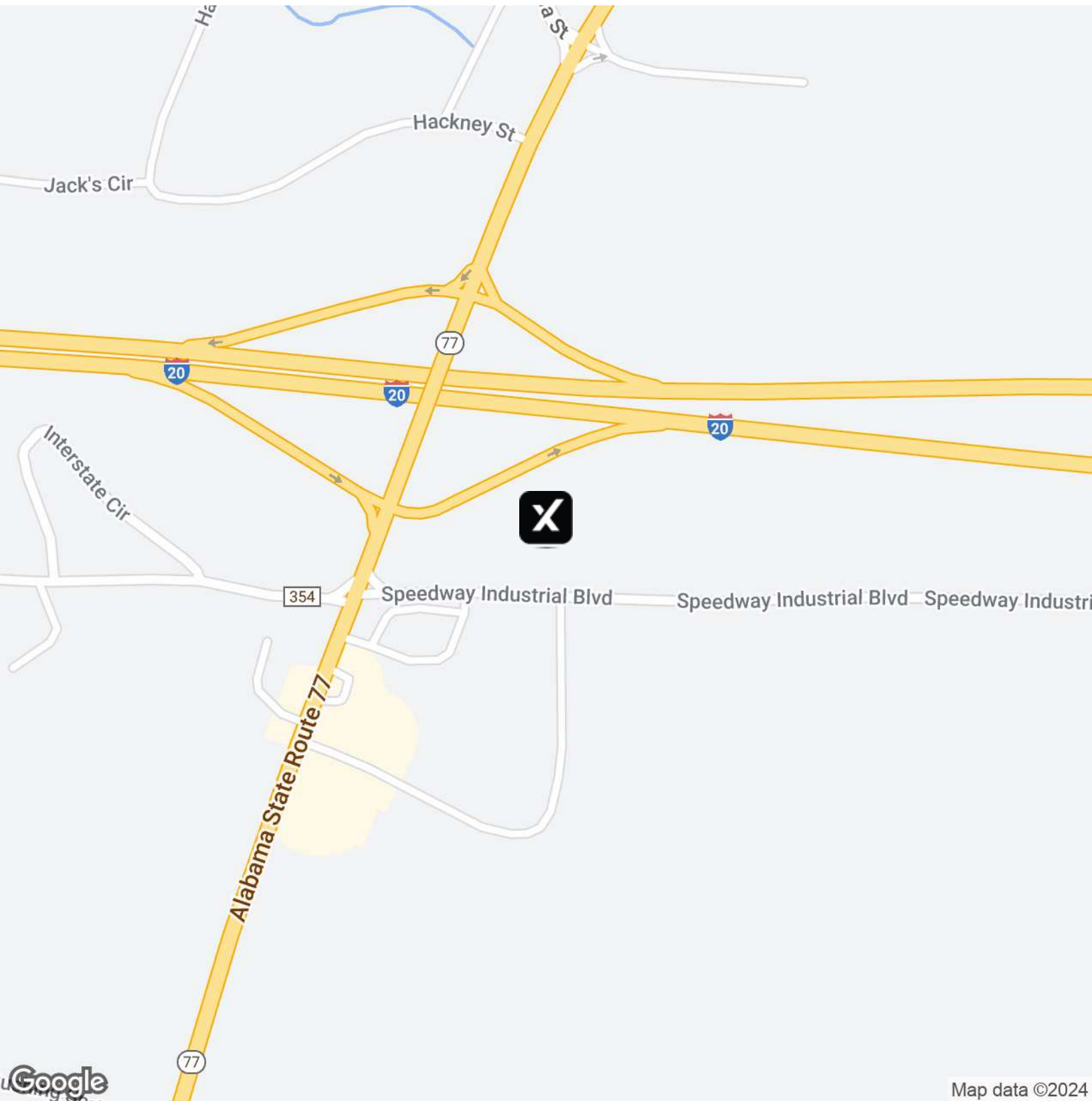
expTM
COMMERCIAL

eXp Commercial, LLC, its direct and indirect parents and their subsidiaries (together, "We") obtained the information above from sources believed to be reliable, however, We have not verified its accuracy and make no guarantee, warranty or representation, expressed or implied, about such information. The information contained above is submitted subject to the possibility of errors, omissions, price changes, rental or other conditions, prior sale, lease or financing, or withdrawal without notice. Any projections, opinions, assumptions or estimates of the information contained above or provided in connection therewith, either expressed or implied, are for example only, and they may not represent current or future performance of the subject property. You, together with your tax and legal advisors, should conduct your own thorough investigation of the subject property and potential investment.

FOR LEASE

4.88 acres of I-20 Frontage for Lease or Sale

4.88 Acres - Exit 168 I-20 Lincoln, AL, Lincoln, AL 35096



Timothy Pew

615.900.9318

timothy.pew@expcommercial.com

Keith Andrews, CCIM

205.451.8889

keith.andrews@expcommercial.com

expTM
COMMERCIAL

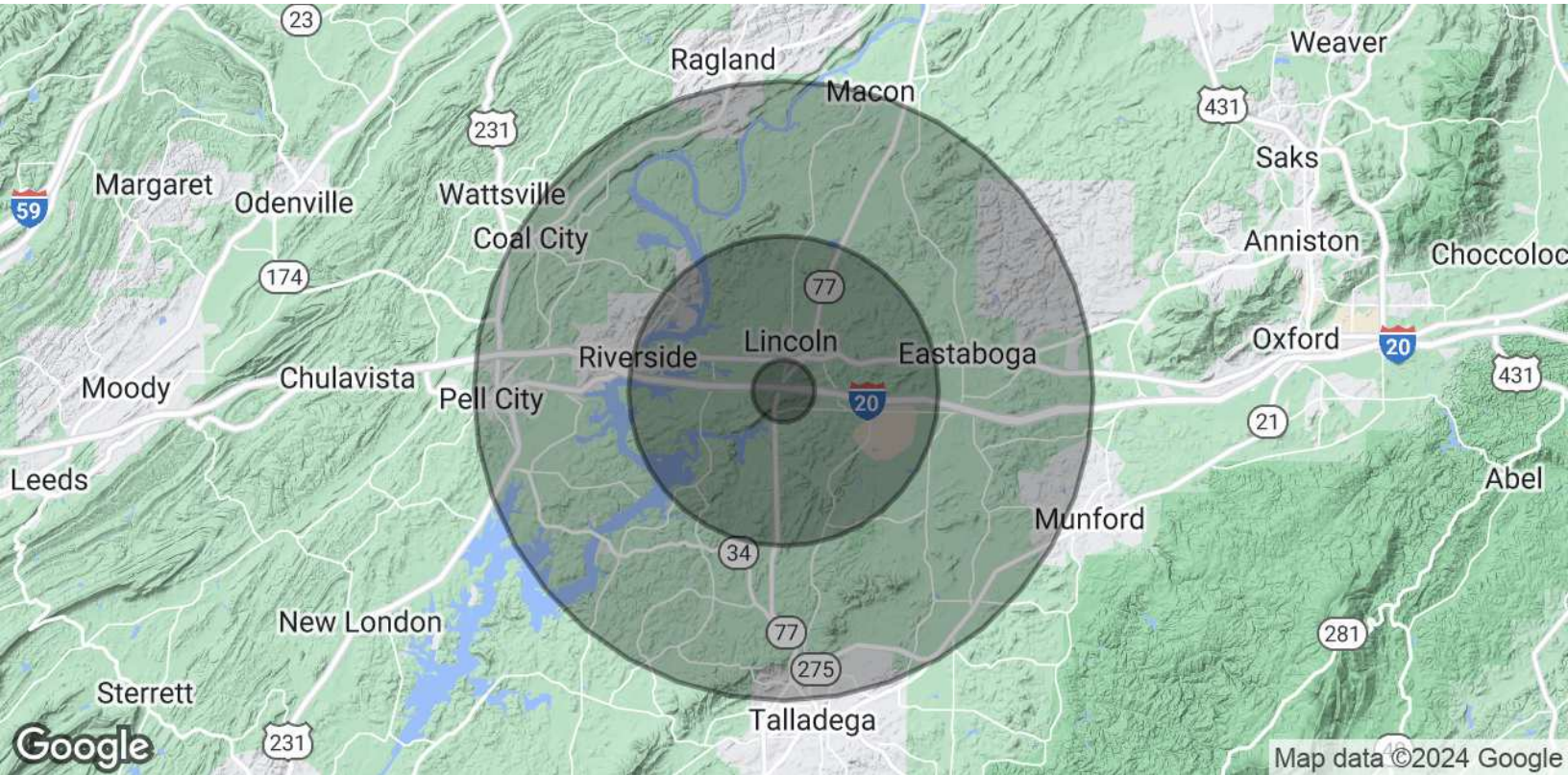
eXp Commercial, LLC, its direct and indirect parents and their subsidiaries (together, "We") obtained the information above from sources believed to be reliable, however, We have not verified its accuracy and make no guarantee, warranty or representation, expressed or implied, about such information. The information contained above is submitted subject to the possibility of errors, omissions, price changes, rental or other conditions, prior sale, lease or financing, or withdrawal without notice. Any projections, opinions, assumptions or estimates of the information contained above or provided in connection therewith, either expressed or implied, are for example only, and they may not represent current or future performance of the subject property. You, together with your tax and legal advisors, should conduct your own thorough investigation of the subject property and potential investment.

FOR LEASE

|

4.88 acres of I-20 Frontage for Lease or Sale

4.88 Acres - Exit 168 I-20 Lincoln, AL, Lincoln, AL 35096



Population	1 Mile	5 Miles	10 Miles
Total Population	239	7,727	36,332
Average Age	48.3	41.5	39.8
Average Age (Male)	40.3	40.2	39.1
Average Age (Female)	56.4	42.6	40.6

Households & Income	1 Mile	5 Miles	10 Miles
Total Households	104	3,645	17,048
# of Persons per HH	2.3	2.1	2.1
Average HH Income	\$51,328	\$50,648	\$50,182
Average House Value	\$234,180	\$154,520	\$145,060

* Demographic data derived from 2020 ACS - US Census

Timothy Pew

615.900.9318

timothy.pew@expcommercial.com

Keith Andrews, CCIM

205.451.8889

keith.andrews@expcommercial.com



eXp Commercial, LLC, its direct and indirect parents and their subsidiaries (together, "We") obtained the information above from sources believed to be reliable, however, We have not verified its accuracy and make no guarantee, warranty or representation, expressed or implied, about such information. The information contained above is submitted subject to the possibility of errors, omissions, price changes, rental or other conditions, prior sale, lease or financing, or withdrawal without notice. Any projections, opinions, assumptions or estimates of the information contained above or provided in connection therewith, either expressed or implied, are for example only, and they may not represent current or future performance of the subject property. You, together with your tax and legal advisors, should conduct your own thorough investigation of the subject property and potential investment.