A NEW WAREHOUSE:

JENK'S CROSSING WAREHOUSE OFFICE / WAREHOUSE BUILDING

(REVISED)

1399 A JENKS AVE.
PANAMA CITY, FL
JURISDICTION: CITY OF PANAMA CITY
PARCEL ID# 18376-010-000

DRAWING SHEET INDEX

A0.0	TITLE SHEET / SITE PLAN	A3.1	BUILDING SECTIONS
AS1.1	ARCHITECTURAL SITE PLAN	A4.1	WALL SECTIONS
A0.1	LIFE SAFETY PLAN	A4.2	WALL SECTIONS
S1.1	FOUNDATION PLAN AND DETAILS	P1.1	PLUMBING PLAN
A1.1	FLOOR PLAN AND SCHEDULES	M1.1	MECHANICAL PLAN
A2.1	BUILDING ELEVATIONS	E1.1	ELECTRICAL PLAN
A2.2	BUILDING ELEVATIONS		

SITE LOCATION

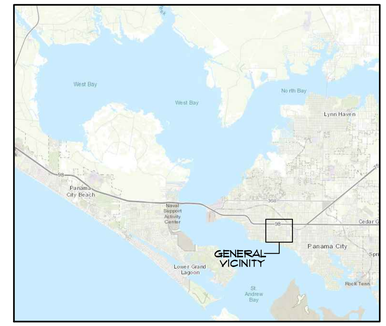

GENERAL LOCATION

VICINITY MAP

PROJECT INFORMATION AND CODE INVESTIGATION SUMMARY

Project Name: NEW OFFICE / WAREHOUSE BUILDING

OWNER: 651 WEST 14TH STREET LLC

Project Location: City: PANAMA CITY
County: BAY
State: FLORIDA
Building Code Jurisdiction: CITY OF PANAMA CITY

Project Address: 1399 A JENKS AVE
PANAMA CITY, FL

Parcel ID Number: 18376-010-000

Project Number: 22-16-R Date: 03/24/2023

ZONING AND RESTRICTIONS

Zoning: PANAMA CITY LAND DEVELOPMENT REGULATIONS LI LIGHT INDUSTRY

Setbacks: Front: 25' Sides: 5' Rear: 25' Other:

Height Limit per Zoning: NONE

Flood Zone Designation: X

Evacuation Zone Designation: "C"

Designated Tourist Corridor: NO

Other: NOT IN WIND BORNE DEBRIS ZONE

APPLICABLE CODES

Building	FLORIDA BUILDING CODE	2020 7TH	Edition
	FLORIDA EXISTING BUILDING CODE (WHEN APPLICABLE)	2020 7TH	Edition
Plumbing	FLORIDA PLUMBING CODE	2020 7TH	Edition
Mechanical	FLORIDA MECHANICAL CODE	2020 7TH	Edition
Gas	FLORIDA FUEL/GAS CODE	2020 7TH	Edition
Fire	NATIONAL FIRE PROTECTION CODE	2020 7TH	Edition
Electrical	NATIONAL ELECTRICAL CODE (N.E.C.)	2020	
Life Safety	NFPA 101 / LIFE SAFETY CODE	2020 7TH	Edition
Life Safety	FLORIDA FIRE PREVENTION CODE	2020 7TH	Edition
ADA	FLORIDA ACCESSIBILITY CODE	2020 7TH	Edition
ENERGY	FLORIDA ENERGY CODE	2020 7TH	Edition
Local			Edition
Elevator	N/A		Edition
Other			Edition

OCCUPANCY

Occupancy(s) Group Classification: GROUP B BUSINESS / WAREHOUSE

CONSTRUCTION

(FBC Ch 6, TABLE 601 & NFPA 26-16)

Type of Construction TYPE III-B

Protected or Unprotected Unprotected

Note: protected or non protected refers to the structure NOT whether or not it is sprinkled

BUILDING AREA (GROSS) GROSS S.F. 6750

OCCUPANCY LOAD
BUSINESS 150 GROSS 3375 SF = 24 OCCUPANTS
WAREHOUSE 500 GROSS 3375 SF = 9 OCCUPANTS
TOTAL = 33 OCCUPANTS

FIRE PROTECTION

Fire Protection requirements

FLORIDA BUILDING CODE:	NONE
BAY CO. FL.:	NONE

STAIRS

Minimum Landing Width: Equal to stair width (need not exceed 48" if straight run)

* No stairs required to be accessible shall have open risers.*

DOORS

Minimum Door Width	32" if ada access is required	(FBC 1008.1) (NFPA 5-21, 5-21.3.1)
Maximum Door Width	48"	(FBC 1008.1) (NFPA 5-21)
Minimum Door Height	6'-8"	(FBC 1008.1) (NFPA 5-21)

Is special egress panic hardware required? no

HANDRAILS

Handrails are required for stairs of more than 3 risers. (FBC 1009.12 NFPA 5-22.4.2)

Handrails are required for ramps steeper than 1:20.
or rise greater than 6" or horizontal projection greater than 72" (FBC 1010.8 NFPA 5-2)

Handrail Mounting Height: 30"-38" above stair nosing (FBC 1012.2 NFPA A-5-22.4.5)

Handrails are required on both sides of stairs. (FBC 1009.10 NFPA 5-22.4.2)

Inside or switch back handrails shall be continuous. (FACBC 4.9.4)

Handrails shall extend 12" beyond top riser & extend 12" plus the width of a tread at the bottom. (FBC 1012.6 NFPA 5-22.4.2)

Diameter of Handrail: 1 1/4" to 1½" - MIN. TO MAX. (FBC 1012.3.1 NFPA A-5-22.4.5)

Handrail to Wall Clearance: 1 1/2" (FBC 1012.7.1)

Stairs wider than 60" require intermediate handrails. (FBC 1012.9 NFPA 5-22.4.2)

Intermediate rails shall be spaced not to allow a 4" diameter sphere to pass through. FBC 1013.3

* (Space at triangle opening at tread, riser, & bottom rail shall not allow a 6" diameter sphere to pass through) (NFPA 5-22.4.5 Exception 5.22.4.5-Industrial.) *

GUARDRAILS

Guardrails are required at walking surfaces which are greater than 30" above floor or grade below. (FBC 1013 NFPA 5-22.4.6)

Minimum Height: 42" (FBC 1013.2 NFPA 5-22.4)

Intermediate Rails: Same spacing requirements as described in handrail section.

Bottom Rail: Spaced to prevent a 2" diameter sphere from passing through.

PLUMBING FIXTURES REQUIRED

GROUP B - BUSINESS

MINIMUM NUMBER OF PLUMBING FIXTURES REQUIRED EACH TENANT SPACE

BUSINESS OCCUPANCY:

WATER CLOSETS:	1 PER 500
LAVATORIES:	1 PER 750
DRINKING FOUNTAINS:	0 UNDER 15 OCCUPANTS PER SPACE
SERVICE SINK:	1 REQUIRED

		TOTAL PROVIDED
REQUIRED WC	1	1
REQUIRED LAVS	1	1
REQUIRED FOUNTAINS	0	0
SERVICE SINK:	1	1

DESIGN CRITERIA

APPLICABLE BUILDING CODE	2020 FLORIDA BUILDING CODE, 7TH EDITION
OCCUPANCY CLASSIFICATION	GROUP B BUSINESS
BUILDING AREA-HEATED AND COOLED	6,750 S.F.
BUILDING HEIGHT	24' TOP OF PARAPET
NUMBER OF FLOORS	1
DISTANCE TO PROPERTY LINES	VARIES
TYPE OF CONSTRUCTION	III-B
ASCE 7-10 WIND SPEED (BY LOCATION / INTERPOLATED)	140 mph (3 sec gust)
NOMINAL WIND SPEED (DESIGN PRESSURES)	108 mph (3 sec gust)
RISK CATEGORY	II
SURFACE ROUGHNESS CATEGORY	B
EXPOSURE CATEGORY	B
INTERNAL PRESSURE COEFFICIENT	+/-0.18

COMPONENTS AND CLADDING

ROOFS BY ZONE	ZONE 1	+26.9 / -29.4
	ZONE 2	+26.9 / -34.3
	ZONE 3	+26.9 / -34.3
WALLS BY ZONE	ZONE 4	+29.4 / -31.8
	ZONE 5	+29.4 / -39.3

NOTE: NUMBERS SHOWN INDICATE PRESSURES FOR WORSE CASE CONDITION

STRUCTURE DESIGNED AS AN ENCLOSED STRUCTURE

GENERAL NOTES

1. CONTRACTOR SHALL COMPLY WITH REQUIREMENTS OF THE 2020 FLORIDA BUILDING CODE, 7TH EDITION
   - BUSINESS B AND APPLICABLE ORDINANCES OF BAY COUNTY FLORIDA.
2. CONTRACTOR SHALL VERIFY ALL DIMENSIONS AND REPORT DISCREPANCIES TO THE ARCHITECT PRIOR TO AND DURING CONSTRUCTION.
3. THE CONTRACTOR SHALL NOTIFY THE ARCHITECT OF ANY INCONSISTENCIES OR DISCREPANCIES DISCOVERED BETWEEN ACTUAL CONDITIONS AND CONDITIONS INDICATED ON THE DRAWINGS THAT WOULD AFFECT THE QUALITY OF THE WORK.
4. DEVIATIONS TO THE DRAWINGS NOT APPROVED IN WRITING BY THE ARCHITECT SHALL BE THE RESPONSIBILITY OF THE CONTRACTOR.
5. CONTRACTOR SHALL VERIFY WITH THE OWNER(S) ALL DOOR AND WINDOW TYPES, SIZES, AND LOCATIONS PRIOR TO CONSTRUCTION.
6. CONTRACTOR SHALL VERIFY WITH THE OWNER(S) ALL TYPES, LOCATIONS, AND COLORS OF ALL FINISHES.
7. CONTRACTOR SHALL VERIFY WITH THE OWNER(S) ALL TYPES, LOCATIONS, AND ARRANGEMENTS OF TOILET AND MISCELLANEOUS CABINETRY.

EXTERIOR WINDOW & DOOR NOTE

1. ALL EXTERIOR WINDOW & DOOR ASSEMBLIES SHALL BE RATED FOR DESIGN PRESSURES INDICATED.
2. WINDOW & DOOR ASSEMBLIES SHALL BEAR CERTIFICATE OF MANUFACTURER & INDICATE TESTING LABORATORY APPROVAL AND COMPLIANCE WITH THE 2020 FLORIDA BUILDING CODE.
3. WINDOWS & GLASS DOORS SHALL BEAR SUPPLEMENTAL LABEL CONFORMING TO AAMA 203 INDICATING DESIGN WIND LOADS AND PRESSURES.
4. DOOR ASSEMBLIES SHALL BE LISTED & TESTED FOR A 10 SECOND PERIOD AT A LOAD EQUAL TO 1.5 TIMES THE DESIGN PRESSURE.
5. ALL WINDOW AND DOOR ASSEMBLIES SHALL BE ANCHORED IN ACCORDANCE WITH THE PUBLISHED MANUFACTURERS RECOMMENDATIONS TO ACHIEVE THE DESIGN PRESSURE SPECIFIED.
6. ANCHORS FOR WINDOWS & DOORS SHALL BE PROVIDED TO TRANSFER LOAD FROM WINDOW OR DOOR TO THE ROUGH OPENING SUBSTRATE.
7. MULLIONS SHALL BE CAPABLE OF RESISTING LOADS OF 1.5 TIMES THE DESIGN PRESSURE LOADS APPLIED BY THE WINDOW OR DOOR ASSEMBLY.

LEGEND

PROJECT NORTH

SECTION NUMBER
WALL SECTION
SHEET SECTION IS DRAWN ON

SECTION LETTER
BUILDING SECTION
SHEET SECTION IS DRAWN ON

DETAIL NUMBER
DETAIL / ENLARGED VIEW
SHEET DETAIL IS DRAWN ON

INTERIOR ELEVATION
ELEV NUMBER/SHEET ELEVATION IS DRAWN ON

FINISH ELEVATION MARK

ELXXX'
XXXXX
ELEVATION MARK

101-A
DOOR MARK
ROOM No.-DOOR LETTER.

WINDOW MARK
WINDOW TYPE

ABBREVIATIONS

A.B.	ANCHOR BOLT
A/C	AIR CONDITIONER
ACT	ACOUSTICAL CEILING TILE
AFF	ABOVE FINISH FLOOR
AL	ALUMINUM
APPROX	APPROXIMATE
BET	BETWEEN
BF	BI-FOLD DOOR
BOT	BOTTOM
BRG	BEARING
CLG	CEILING
COND	CONDUIT
CLR	CLEAR
CLO	CLOSET
CMU	CONCRETE MASONRY UNIT
CONC	CONCRETE
CONT.	CONTINUOUS
CT	CERAMIC TILE
C.J.	CONTROL JOINT
CSMT	CASEMENT WINDOW
CY	CUBIC YARDS
DR	DOOR
DN	DOWN
D	DRYER
DW	DISH WASHER
DBL	DOUBLE
DIA. ø	DIAMETER
DWG.	DRAWING
DET.	DETAIL
E.J.	EXPANSION JOINT
EXT.	EXTERIOR
EDF	ELECTRIC DRINKING FOUNTAIN
EIFS	EXTERIOR INSULATION FINISH SYSTEM
EXP. JT.	EXPANSION JOINT
ELEC.	ELECTRICAL
ELEV.	ELEVATION
EXIST.	EXISTING
E.W.	EACH WAY
EWC	ELECTRIC WATER COOLER
EQ.	EQUAL
F.F.E.	FINISH FLOOR ELEVATION
FR DR	FRENCH DOOR
FXD	FIXED WINDOW
RAG	RETURN AIR GRILL
REF	REFRIGERATOR
FAR	FLOOR AREA RATIO
FD	FLOOR DRAIN
FIN. FL.	FINISH FLOOR
FOUND.	FOUNDATION
FR	FIRE RATED
FV	FIELD VERIFY
FIN	FINISH
GALV.	GALVANIZED
GL	GLASS
GYP. BD.	GYPSUM BOARD
G.P.	GYPSUM BOARD
G.T.	GIRDER TRUSS
ga	GAUGE
HORZ	HORIZONTAL
HVAC	AIR CONDITIONER
H&C	HEATED AND COOLED
HC	HANDICAPPED
HD	HOLD DOWN
HDW	HARDWARE
HM	HOLLOW METAL
HR	HOUR
INSUL	INSULATION
ISR	IMPERVIOUS SURFACE RATIO
INT.	INTERIOR
JAN.	JANITOR
lb	POUND
LAV.	LAVATORY
LBL	LABEL
LIN.	LINEN
MPH	MILES PER HOUR
MWAVE	MICROWAVE
MAS.	MASONRY
MAT.	MATERIAL
MECH.	MECHANICAL
MFR.	MANUFACTURER
MTL.	METAL
MR	MOISTURE RESISTANT
MGR.	MANAGER
No.	NUMBER
N.I.C.	NOT IN CONTRACT
N.T.S.	NOT TO SCALE
N.G.V.D.	NATIONAL GEODETIC VERTICAL DATUM
O.C.	ON CENTER
OVHD	OVERHEAD
OSR	OPEN SPACE RATIO
PL. LAM.	PLASTIC LAMINATE
PR.	PAIR
PREFIN.	PRE-FINISHED
PKT	POCKET DOOR
PAN.	PANTRY
PL.	PLATE
PSF	POUNDS PER SQUARE FOOT
QT	QUARRY TILE
R.	RADIUS
RCP	REFLECTED CEILING PLAN
REBAR	REINFORCING BAR
REQ.	REQUIRED
REINF.	REINFORCING
SC	SOLID CORE
SPEC.	SPECIFICATIONS
SQ. #	SQUARE
SS	STAINLESS STEEL
STL.	STEEL
STRUCT.	STRUCTURAL
S&R	SHELF AND ROD
STOR.	STORAGE
SHWR	SHOWER
SF	SQUARE FOOT
SLD	SLIDING DOOR
S.H.	SINGLE HUNG WINDOW
SHT	SHEET
TYP	TYPICAL
TRANS.	TRANSOM WINDOW
T&G	TONGUE AND GROOVE
UNO	UNLESS NOTED OTHERWISE
V.O.J.	VERIFY ON JOBSITE
V.B.	VAPOR BARRIER
VERT	VERTICAL
V.C.T.	VINYL COMPOSITION TILE
VIN	VINYL
WH	WATER HEATER
W	WASHER
WC	WATER CLOSET
WDW	WINDOW
WD	WOOD

PREPARED BY	REVISIONS
JMB	
REVIEWED BY	
CDE	
DATE OF ISSUE	
03/24/2023	

A NEW WAREHOUSE FOR:
JENK'S CROSSING
WAREHOUSE / OFFICE BUILDING
1399 A JENKS AVE
13TH STREET AND JENKS COMMERCE PARK, PANAMA CITY, FL

c. dennis evans
architectural design & planning
3704 thomas drive panama city beach, florida 32407 p. o. box 9991 (850) 235-3012
architectural registration - florida 10714 - georgia 40294 - alabama 3275 - ncarb 25,341

PERMIT DRAWINGS

A0.0
13 SHEETS TOTAL

PROJECT NO.
22-16-R

STATE OF FLORIDA
CARL DENNIS EVANS
07/30/2023
REGISTERED ARCHITECT

This document was originally issued and sealed by Carl Dennis Evans, Florida License Number 10714.

Printed copies of this document are not considered signed and sealed and the signature must be verified on any electronic copies.

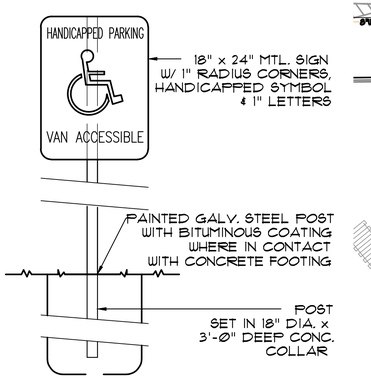

H/P PARKING SIGN

3 / AS-1.1 SCALE: 1 1/2" = 1'-0"

NOTE: IF CLEANOUT IS LOCATED INSIDE BUILDING, SET TOP LEVEL WITH SCHEDULED FINISH FLOOR

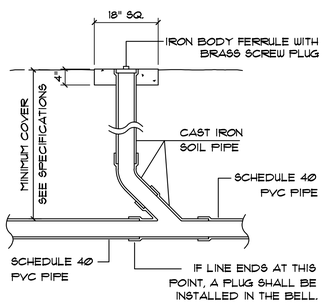

SANITARY SEWER CLEANOUT DETAIL

4 / AS1.1 SCALE: NONE

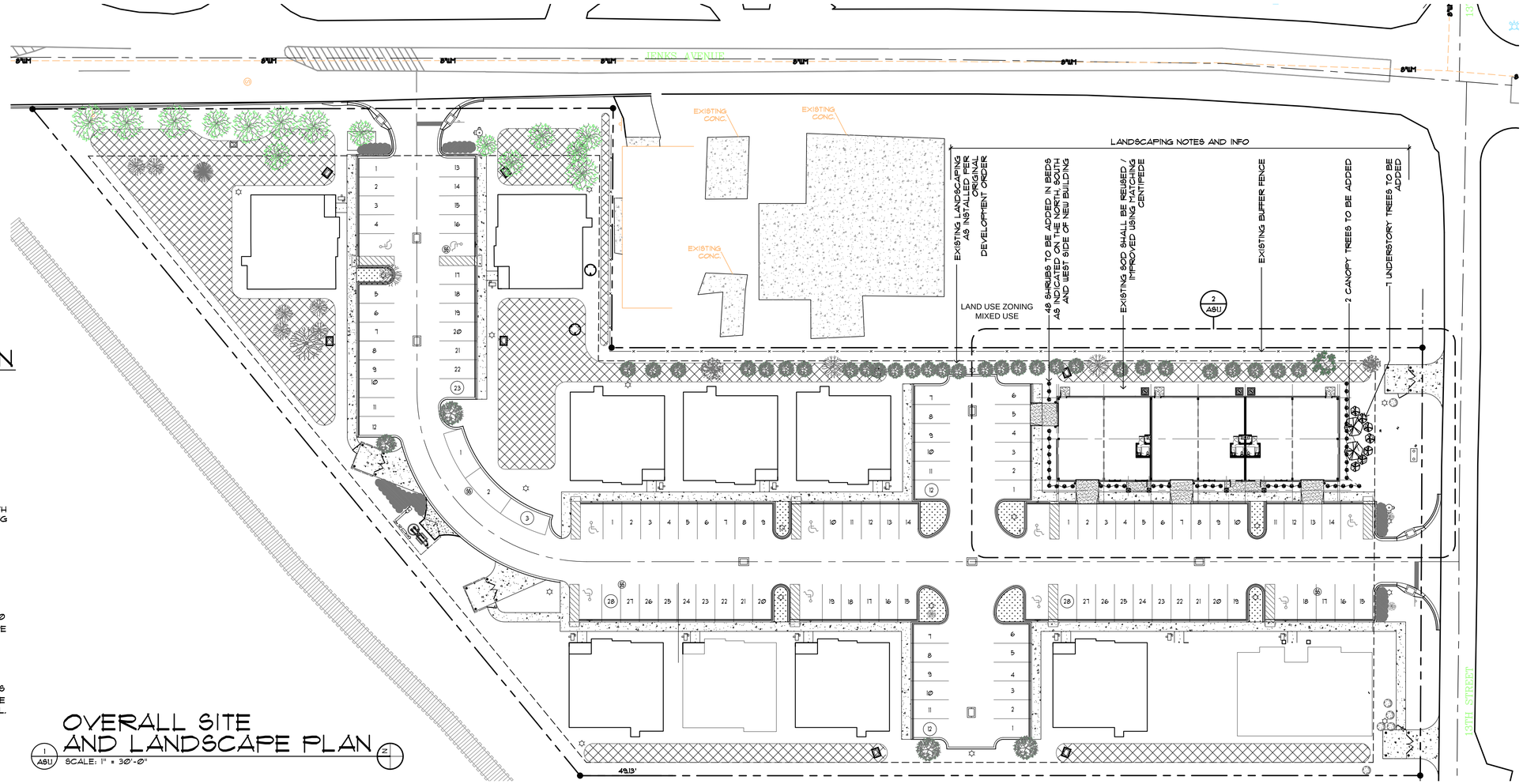

OVERALL SITE AND LANDSCAPE PLAN

1 / AS1.1 SCALE: 1" = 30'-0"

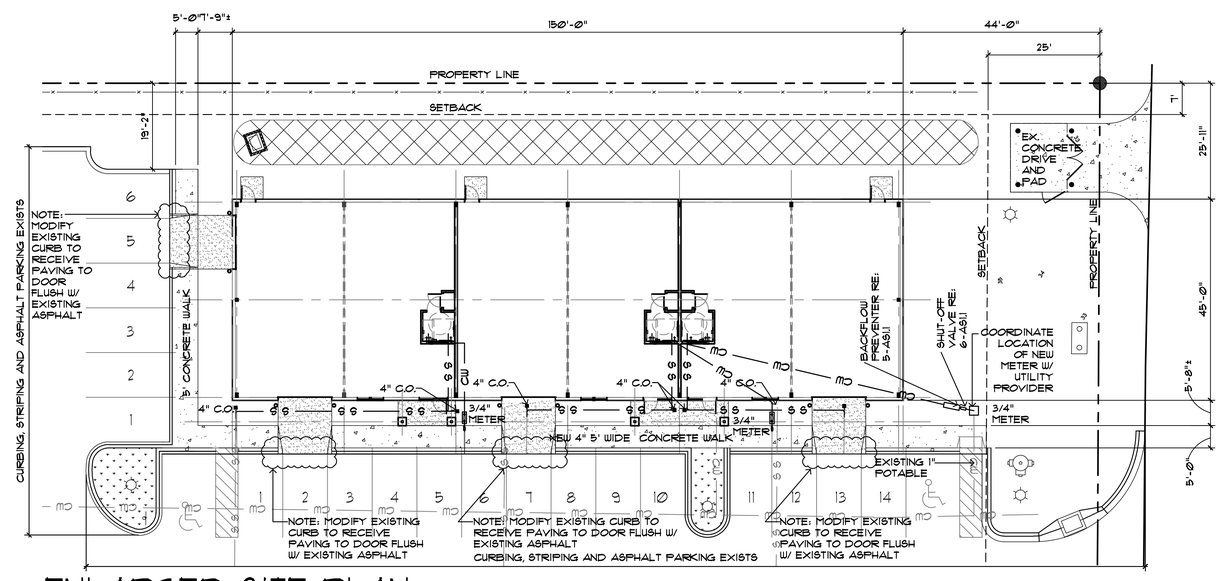

ENLARGED SITE PLAN

2 / AS1.1 SCALE: 1/16" = 1'-0"

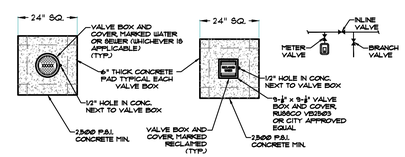

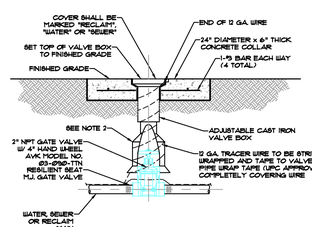

NOTES:

1) PVC EXTENSIONS SHALL NOT BE USED ON VALVE BOX INSTALLATION.
2) THE ACTUATING NUT FOR DEEPER VALVES SHALL BE EXTENDED TO COME UP TO 4 FOOT DEPTH BELOW FINISHED GRADE.
3) ALL WATER, SEWER & RECLAIM MAINS 2" & BELOW SHALL HAVE HAND WHEEL INSTEAD OF THE OPERATING NUT.

POTABLE WATER SHUT-OFF VALVE DETAIL

5 / AS1.1 SCALE: NONE

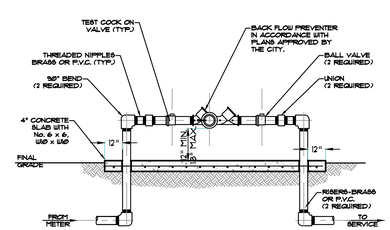

NOTES:

1) ALL PIPE AND FITTINGS 2" AND SMALLER SHALL BE THREADED SCHEDULE 40 BRASS OR P.V.C.
2) PROVIDE PROTECTION AGAINST FREEZING, INSULATION OR "HOTBOX".

REDUCED PRESSURE BACKFLOW PREVENTER

6 / AS1.1 SCALE: NONE

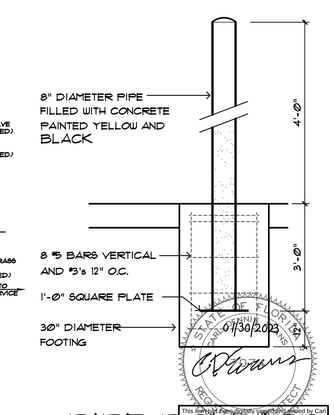

PIPE BOLLARD

7 / AS1.1 SCALE: NONE

This document has been digitally signed and sealed by Carl Dennis Moore on the date adjacent to the seal. Printed copies of this document are not considered signed and sealed and the signature must be verified on any electronic copies.

PREPARED BY	REVISIONS
JMB	
REVIEWED BY	
CDE	
DATE OF ISSUE	
03/24/2023	

A NEW WAREHOUSE FOR:

JENK'S CROSSING WAREHOUSE / OFFICE BUILDING

1399 A JENKS AVE
13TH STREET AND JENKS COMMERCE PARK, PANAMA CITY, FL

c. dennis moore
architectural design + planning
3104 thomas drive panama city beach, florida 32407 p.o. box 9931 (850) 235-3012
architectural registration - florida 13074 • georgia 4094 • alabama 3225 • north 25341

PERMIT DRAWINGS

AS1.1

13 SHEETS TOTAL

PROJECT NO. 22-16-R

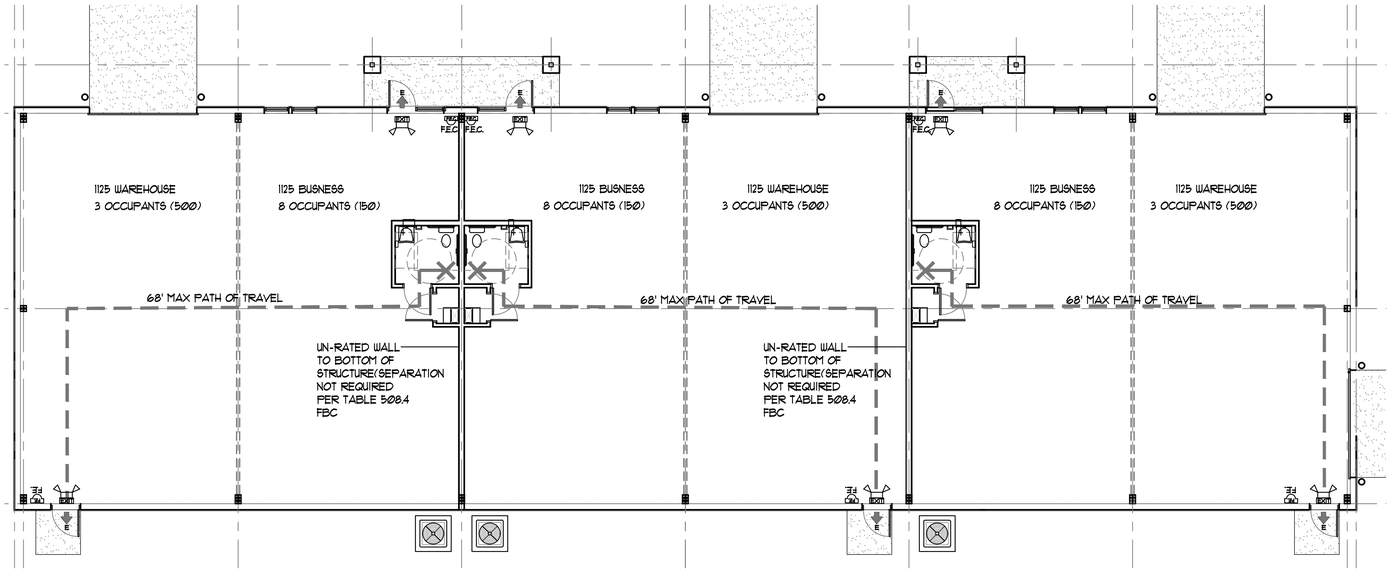

LIFE SAFETY PLAN LEGEND

	EGRESS PATH
F.E.	FIRE EXTINGUISHER (NEW) - ON WALL BRACKET 10 POUND (2A10BC) MULTI-PURPOSE DRY CHEMICAL FIRE EXTINGUISHER UNIT WALL HUNG WITH APPROVED HARDWARE
F.E.C. SEE 3 / A-0.1	FIRE EXTINGUISHER (NEW) - IN WALL CABINET 10 POUND (2A10BC) MULTI-PURPOSE DRY CHEMICAL FIRE EXTINGUISHER UNIT IN RECESSED CABINET WITH APPROVED HARDWARE
K-TYPE	6 LITER CAPACITY ANSUL-K-TYPE WET CHEMICAL CLASS "K" KITCHEN EXTINGUISHER AND WALL HANGER HARDWARE
	SMOKE DETECTORS (HARD WIRED)
EXIT	EXIT LIGHT (HARD WIRED)
	WALL PACK-EMERGENCY LIGHTING W/ BATTERY BACKUP

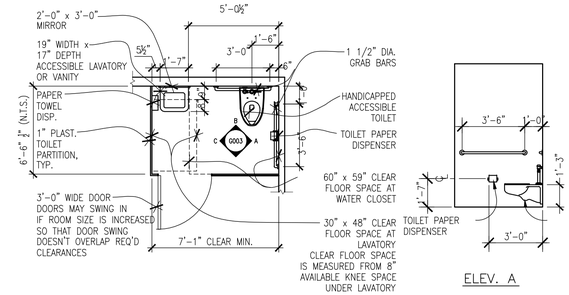

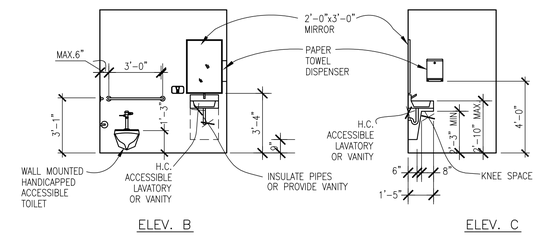

1 / A0.1 LIFE SAFETY PLAN

SCALE: 1/4" = 1'-0"

4 / A0.1 TYPICAL HANDICAP BATHROOM

SCALE: 1/4" = 1'-0"

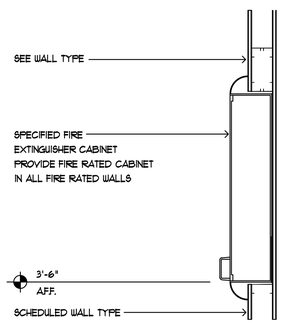

3 / A-0.1 FEC DETAIL

SCALE: 3/4" = 1'-0"

FIRE DECAL:

INSTALL AN 8" x 8" VINYL DECAL WITH THE APPROPRIATE DESIGNATOR

DECAL TO BE PLACED ON GLASS AT MAIN ENTRANCE TO BUILDING PER FLORIDA FIRE PREVENTION CODE REQUIREMENTS

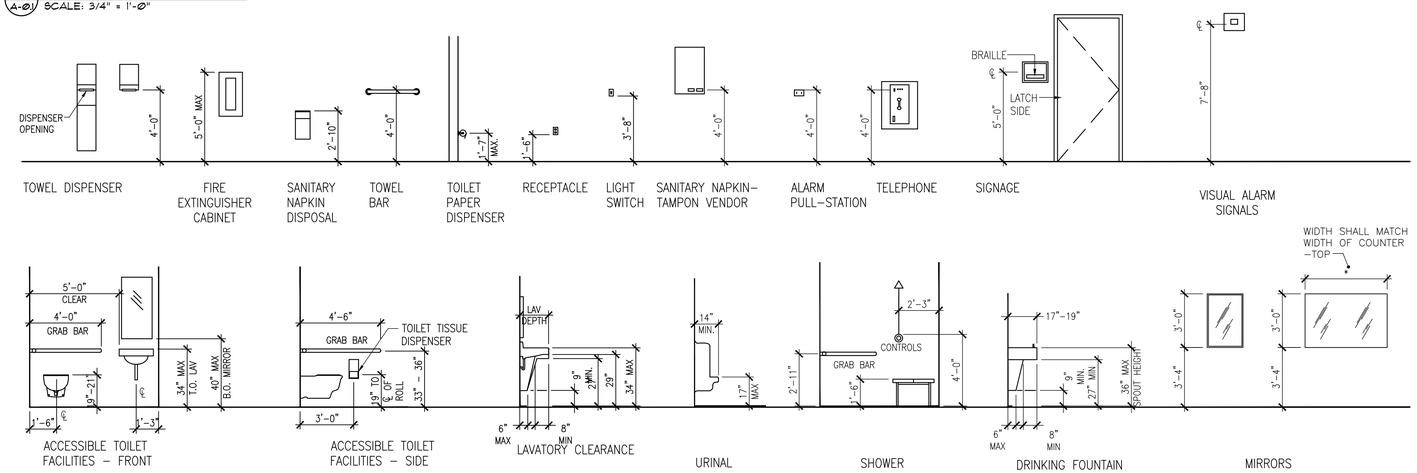

2 / A0.1 ADA MOUNTING HEIGHTS

SCALE: 1/4" = 1'-0"

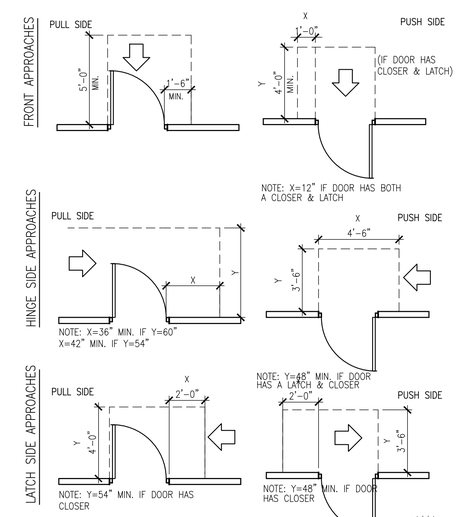

NOTE:
1. ALCOVES SHALL COMPLY WITH THE CLEARANCES FOR FRONT APROACHES.
2. DOOR HARDWARE SHALL BE THE LEVER TYPE.
3. DOORS SHALL HAVE A MAX. 8.5 LB. EXTERIOR, 5LB. INTERIOR, AND A MAX. 8.5 LB. EXTERIOR, 5 LB.

5 / A0.1 ADA DOORS

SCALE: 1/4" = 1'-0"

STATE OF FLORIDA
CARL DENNIS EVANS
REGISTERED ARCHITECT
07/30/2023

This document has been digitally signature and sealed by Carl Dennis Evans on the date adjacent to the seal.

Printed copies of this document are not considered signed and sealed and the signature must be verified on any electronic copies.

PREPARED BY	REVISIONS
JMB	
REVIEWED BY	
CDE	
DATE OF ISSUE	
03/24/2023	

A NEW WAREHOUSE FOR:

JENK'S CROSSING WAREHOUSE / OFFICE BUILDING

1399 A JENKS AVE
13TH STREET AND JENKS COMMERCE PARK, PANAMA CITY, FL

c. dennis evans
architectural design
& planning

3104 thomas drive panama city beach, florida 32407 p. o. box 5997 (850) 235-3012
architectural registration - florida 12714 • georgia 4094 • alabama 3225 • ncarb 25341

PERMIT DRAWINGS

A0.1
13 SHEETS TOTAL

PROJECT NO.
22-16-R

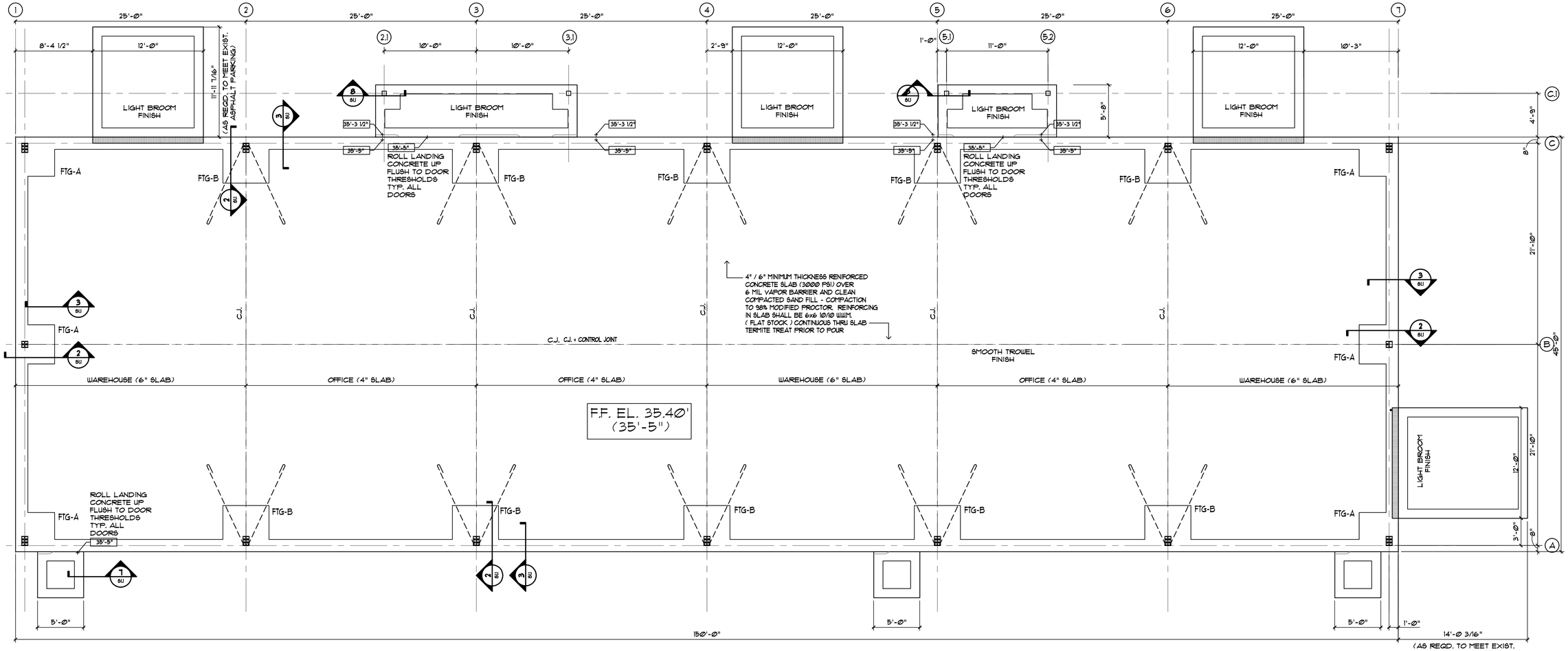

1 S1.1 FOUNDATION PLAN

SCALE: 1/4" = 1'-0"

GENERAL STRUCTURAL NOTES:

1.) FOUNDATION DESIGN IS BASED UPON AN ASSUMED SOIL BEARING CAPACITY OF 2,000 P.S.I. CONTRACTOR SHALL CONFIRM SOIL CAPACITY WITH A MINIMUM OF 3 SOIL COMPACTION TESTS INSIDE THE FOOTPRINT OF THE BUILDING. TEST BY A FLORIDA LICENSED SOIL ENGINEER + PROVIDE TEST RESULTS TO ARCHITECT FOR REVIEW.

2.) REMOVE ALL DEBRIS, SHELL MARL, ORGANIC MATERIALS AND ANY OTHER DELETERIOUS MATERIALS PRIOR TO THE PLACEMENT OF SOIL FILL. REMOVE TO A DISTANCE OF 5 FEET BEYOND THE FOUNDATION AND ANY HORIZONTAL SLAB WORK.

3.) ALL SOIL FILL MATERIAL SHALL BE PLACED AND COMPACTED IN 10" LIFTS - MAXIMUM. AFTER FILL IS BROUGHT TO FINAL GRADE, PERFORM SOIL COMPACTION TESTS AT A RATE OF 2,000 SQ. FT. OF FOUNDATION AREA PER TEST. COMPACTION SHALL BE 98% MODIFIED PROCTOR. WATER CAN BE ADDED TO THE SOIL TO OBTAIN COMPACTION IF DEEMED ACCEPTABLE TO THE SOIL TESTING COMPANY. PERFORM SOIL COMPACTION TEST UNDER EVERY OTHER STRUCTURAL FOOTING. IF COMPACTION IS LESS THEN SPECIFIED, TEST THE NEXT ADJACENT FOOTING UNTIL COMPACTION IS AS SPECIFIED.

4.) CONCRETE SHALL BE 3,000 P.S.I. DESIGN MIX AS CERTIFIED FROM BATCH PLANT. SLUMP SHALL BE IN THE RANGE OF 4" TO 6" UNLESS BATCH PLANT ADDS PLASTICIZER AND CAN VERIFY THAT CONCRETE WILL TEST ABOVE 3,000 P.S.I. AT 28 DAYS. TAKE SLUMP TEST ON FIRST CONCRETE TRUCK AND EVERY 5 ADDITIONAL TRUCKS IE. TRUCK 1, TRUCK 6, TRUCK 11 ETC. TAKE 4 CONCRETE TEST CYLINDERS FROM THE SAME TRUCKS AND PERFORM CONCRETE BREAKS AT 7 DAYS, 14 DAYS AND 28 DAYS TO VERIFY CONCRETE STRENGTH.

5.) CONCRETE SHALL BE PLACED PER A.C.I. STANDARDS AND AN ELECTRIC VIBRATOR SHALL BE UTILIZED TO CONSOLIDATE CONCRETE CONSISTENTLY AROUND FORMS AND REINFORCING MATERIALS. SURFACE FLATNESS SHALL BE 3/16" OR LESS MEASURED IN ANY 10 FOOT DIRECTION AND OVERALL SLAB SHALL BE WITHIN 1/8" OF LEVEL AT THE CORNERS OF THE BUILDING. CONCRETE SUB-CONTRACTOR SHALL BE RESPONSIBLE FOR ANY REPAIRS TO MAKE THE SLAB FLATNESS AND LEVELNESS MEET THESE REQUIREMENTS

6.) ALL REINFORCING STEEL WITH DEFORMATIONS SHALL BE GRADE 60 AND SHALL CONFORM TO ASTM A615. ALL CONTINUOUS STEEL SHALL BE LAPPED PER ACI 318 OR MINIMUM OF 12" WHICHEVER IS GREATER. ALL STEEL FABRICATION AND PLACEMENT SHALL MEET ACI 318 AND MINIMUM STEEL COVER SHALL COMPLY WITH ACI 318. WELDED WIRE MESH SHALL CONFORM TO ASTM A185 AND MESH SHALL LAP MINIMUM ONE FULL MESH WIDTH TYPICAL.

7.) ALL CONCRETE SHALL BE FINISHED AS FOLLOWS: FINISH FLOOR SLAB - MACHINE TROWEL SMOOTH FINISH + SIDEWALKS - BROOM FINISH

8.) COORDINATE FLOOR FINISHES W/ CONTRACTOR + DEPRESS SLABS TO ACCOMMODATE FLOOR FINISHES + EQUIP.

9.) COORDINATE FOUNDATION PLAN WITH FINAL METAL BUILDING SHOP DRAWINGS + ADJUST OUTER SLAB

FOOTING SCHEDULE

	Size Length x Width x Depth	Reinforcing
FTG-A	4'-3" x 4'-3" x 2'-0"	#5 REBAR @ 9" IN BOTTOM EACH WAY (6)
FTG-B	5'-0" x 5'-0" x 2'-0"	#5 REBAR @ 9" IN BOTTOM EACH WAY (8)

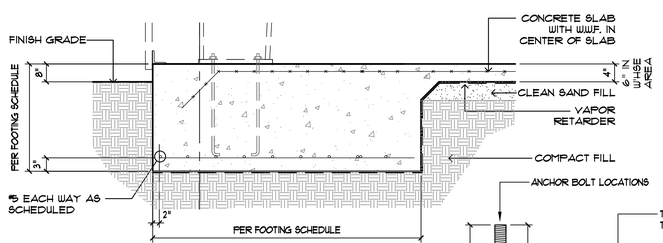

2 S1.1 FOUNDATION DETAIL

SCALE: 3/4" = 1'-0"

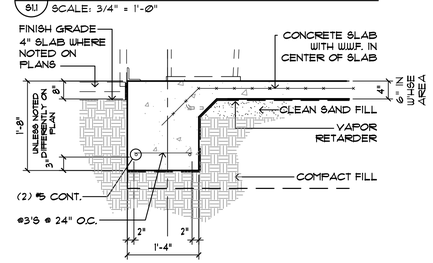

3 S1.1 FOUNDATION DETAIL

SCALE: 3/4" = 1'-0"

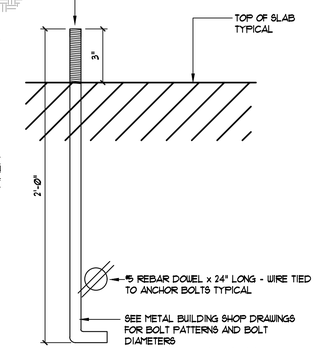

4 S1.1 A.B. DETAIL

SCALE: NONE

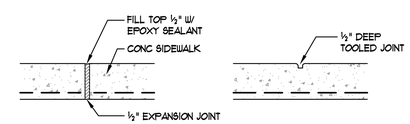

TYP EXPANSION JOINT - EJ

TYP CONTROL JOINT - CJ

5 S1.1 FOUNDATION DETAIL

SCALE: 1 1/2" = 1'-0"

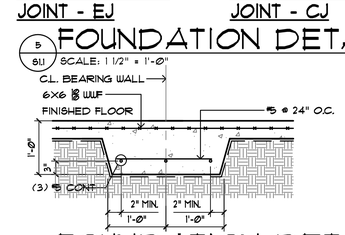

6 S1.1 FOUNDATION DETAIL

SCALE: 3/4" = 1'-0"

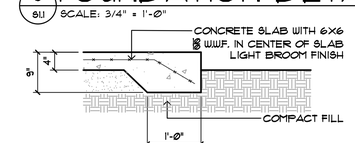

7 S1.1 FOUNDATION DETAIL

SCALE: 3/4" = 1'-0"

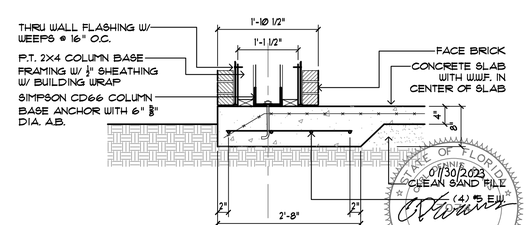

8 S1.1 FOUNDATION DETAIL

SCALE: 3/4" = 1'-0"

This item has been digitally signed and sealed by Carl Dennis Collins, P.E. on 07/30/2023.
Printed copies of this document are not considered signed and sealed and the signature must be verified on an electronic copies.

STATE OF FLORIDA
CARL DENNIS COLLINS
LICENSE NUMBER 74304
PROFESSIONAL ENGINEER
07/30/2023

PREPARED BY	REVISIONS
JMB	
REVIEWED BY	
CDE	
DATE OF ISSUE	
03/24/2023	

A NEW WAREHOUSE FOR:
JENK'S CROSSING WAREHOUSE / OFFICE BUILDING
1399 A JENKS AVE
13TH STREET AND JENKS COMMERCE PARK, PANAMA CITY, FL

c. dennis collins
architectural design + planning
3704 thomas drive panama city beach, florida 32407 p. o. box 9991 (850) 235-3202
architectural registration - florida 7074 • georgia 4094 • alabama 3225 • nevada 2534

PERMIT DRAWINGS

S1.1
13 SHEETS TOTAL

PROJECT NO.
22-16-R

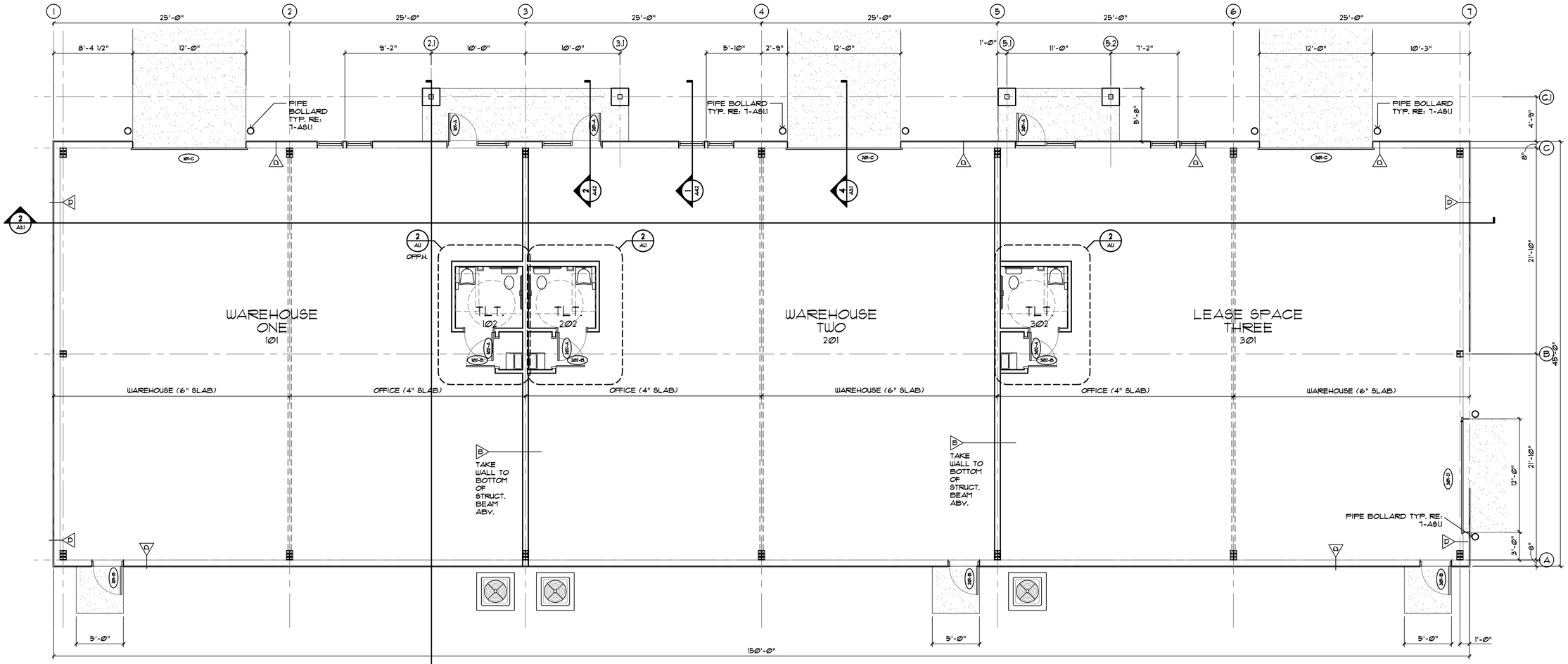

FLOOR PLAN

1 / A1.1 SCALE: 3/16" = 1'-0"

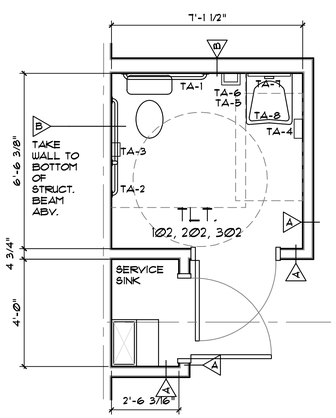

ENLARGED PLAN

2 / A1.1 SCALE: 3/8" = 1'-0"

ROOM FINISH SCHEDULE

FMBS = UNFINISHED METAL BUILDING WALL
S. CONC. = SMOOTH TROWEL CONCRETE FINISH

ROOM NUMBER	ROOM NAME	WALLS				FLOOR	BASE	CEILING	CLG. HGHT
		N	S	E	W				
101,201,301	WAREHOUSE	FMBS	FMBS	FMBS	FMBS	CONC.	NONE	FMBS	OPEN
101,102,103	TOILET	GWB	GWB	GWB	GWB	S. CONC.	RUBBER	GWB	9'-0"

TOILET ACCESSORIES SCHEDULE

MARK	DESCRIPTION	MANUFACTURER	CATALOG NUMBER	REMARKS
TA1	36" GRAB BAR	BOBRICK	6806x36	MT.HT. RE:INT.ELEVATIONS
TA2	42" GRAB BAR	BOBRICK	6806x42	MT.HT. RE:INT.ELEVATIONS
TA3	TOILET PAPER HLDR.	BOBRICK	2888	
TA4	SOAP DISPENSER	BOBRICK	2112	CENTER AT 50" AFF
TA5	PAPER TOWEL DISP.	BOBRICK	26212	CENTER AT 50" AFF
TA6	WASTE DISPOSAL	REMOVABLE 7 GAL. PLASTIC WASTE CAN IN CASEWORK UNDER OPENING		
TA7	MIRROR	BOBRICK	165-24X36	
TA8	H/C PIPE INSULATION	-	-	ON ALL WALL HUNG SINKS

DOOR SCHEDULE

LEGEND
S.C. - SOLID CORE I.M. - INSUL. METAL S - STAINED AL - PREFIN.
H.M. - HOLLOW METAL P - PAINTED WD - WOOD ALUMN.

DOOR No.	TYPE	DOORS DIMENSIONS			MAT.	FIN.	FRAMES			REMARKS / HARDWARE
		WIDTH	HT.	THK.			TYPE	MAT.	FIN.	
101-A	C	3'-0"	7'-0"	-	AL	AL	AL	AL	AL	STOREFRONT / CLOSURE PUSH/PULL DBOLT
201-A										
301-A										
101-B	A	3'-0"	7'-0"	1 3/4"	M	P	H.M.	H.M.	P	CLOSURE / LOCKSET / DEADBOLT
201-B										
301-B										
101-C	E	12'-0"	14'-0"	-	M	P	-	M	P	GLASS PANEL OVERHEAD / MANUAL OPEN
201-C										
301-C										
301-D	D	12'-0"	14'-0"	-	M	P	-	M	P	COILING OVERHEAD / MANUAL OPEN
102-A	B	3'-0"	7'-0"	1 3/4"	SC	P	H.M.	H.M.	P	PRIVACY
202-A										
302-A										
102-B	B	3'-0"	7'-0"	1 3/4"	SC	P	H.M.	H.M.	P	STOREROOM FUNCTION PROVIDE 20" X 20" LOUVER IN BOTTOM OF DOOR FOR RETURN AIR
202-B										
302-B										

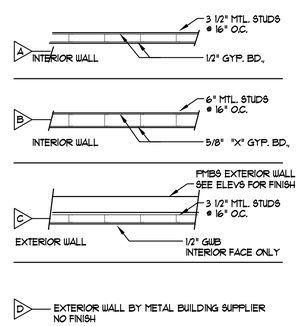

WALL TYPES

3 / A1.1 SCALE: NONE

PREPARED BY	REVISIONS
JMB	
REVIEWED BY	
CDE	
DATE OF ISSUE	
03/24/2023	

A NEW WAREHOUSE FOR:
JENK'S CROSSING WAREHOUSE / OFFICE BUILDING
1399 A JENKS AVE
13TH STREET AND JENKS COMMERCE PARK, PANAMA CITY, FL

c. dennis evans
architectural design & planning
3104 thomas drive panama city beach, florida 32407 p.o. box 9931 (850) 235-3012
architectural registration - florida 13074 • georgia 4094 • alabama 3225 • ncarb 25341

PERMIT DRAWINGS

A1.1
13 SHEETS TOTAL

PROJECT NO.
22-16-R

STATE OF FLORIDA
CARL DENNIS EVANS
LICENSE NO. 13074
07/30/2023
ARCHITECT
This document has been digitally signed and sealed by Carl Dennis Evans on the date adjacent to the seal.
Printed copies of this document are not considered signed and sealed and the signature must be verified on any electronic copies.

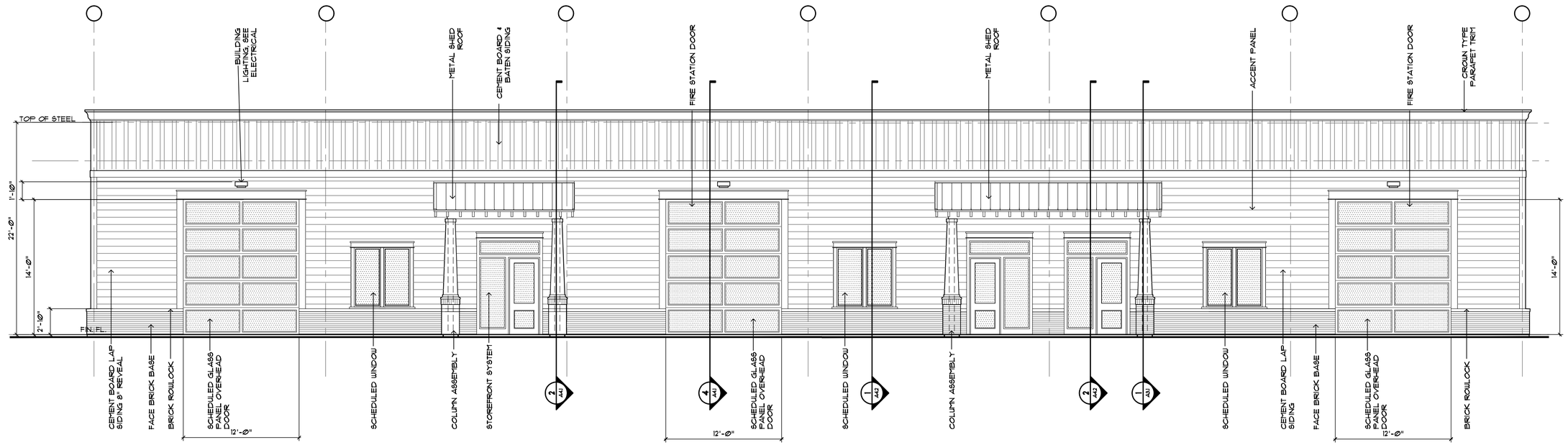

1 / A2.1 WEST BUILDING ELEVATION

SCALE: 3/16" = 1'-0"

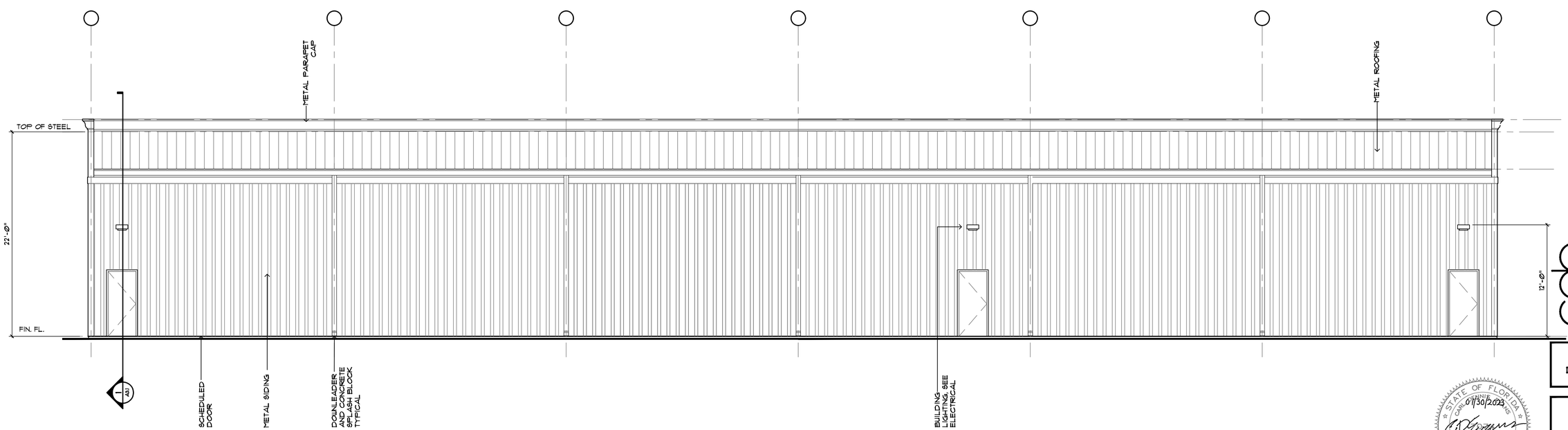

2 / A2.1 EAST BUILDING ELEVATION

SCALE: 3/16" = 1'-0"

PREPARED BY	REVISIONS
JMB	
REVIEWED BY	
CDE	
DATE OF ISSUE	
03/24/2023	

A NEW WAREHOUSE FOR:

JENK'S CROSSING WAREHOUSE / OFFICE BUILDING

1399 A JENKS AVE
13TH STREET AND JENKS COMMERCE PARK, PANAMA CITY, FL

c. dennis evans
architectural design & planning

3124 thomas drive panama city beach, florida 32407 p. o. box 9891 (850) 235-3012
architectural registration - florida 7074 georgia 4294 alabama 3225 ncarb 25-341

STATE OF FLORIDA
CARL DENNIS EVANS
LICENSED
ARCHITECT
07/30/2023

This document has been digitally signed by Carl Dennis Evans of Florida on 07/30/2023.

Printed copies of this document are not considered signed and sealed and the signature must be verified on any electronic copies.

PERMIT DRAWINGS

A2.1
13 SHEETS TOTAL

PROJECT NO.
22-16-R

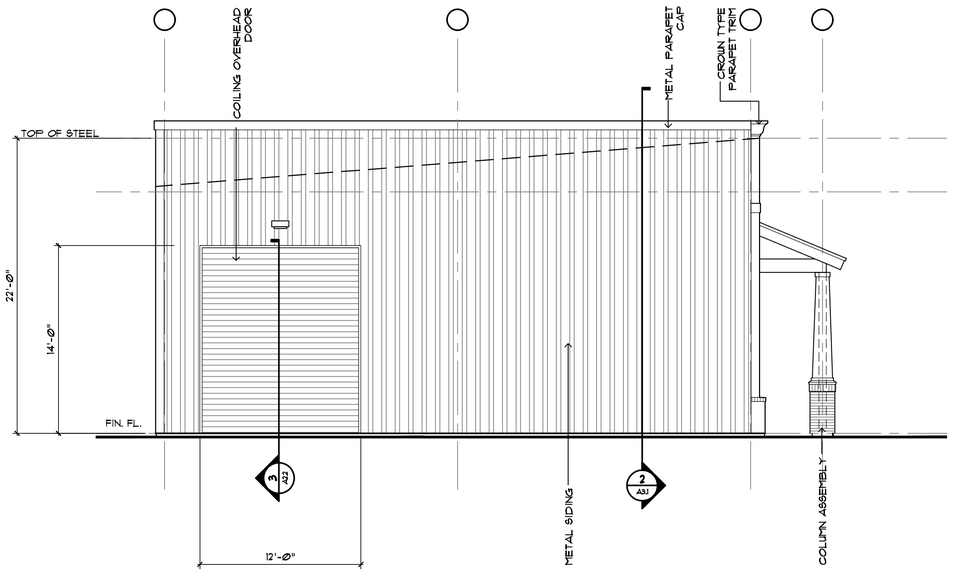

1 A22 NORTH BUILDING ELEVATION
SCALE: 3/16" = 1'-Ø"

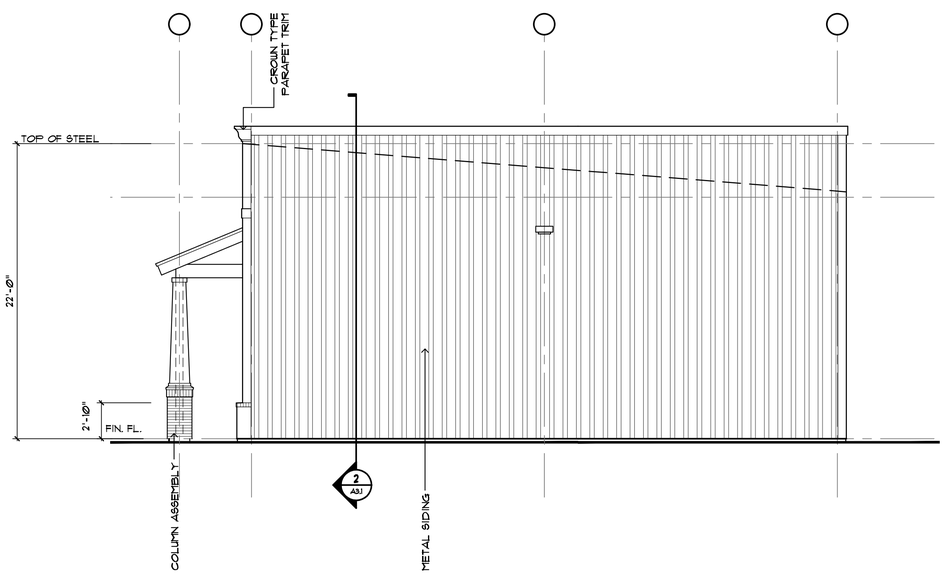

2 A22 SOUTH BUILDING ELEVATION
SCALE: 3/16" = 1'-Ø"

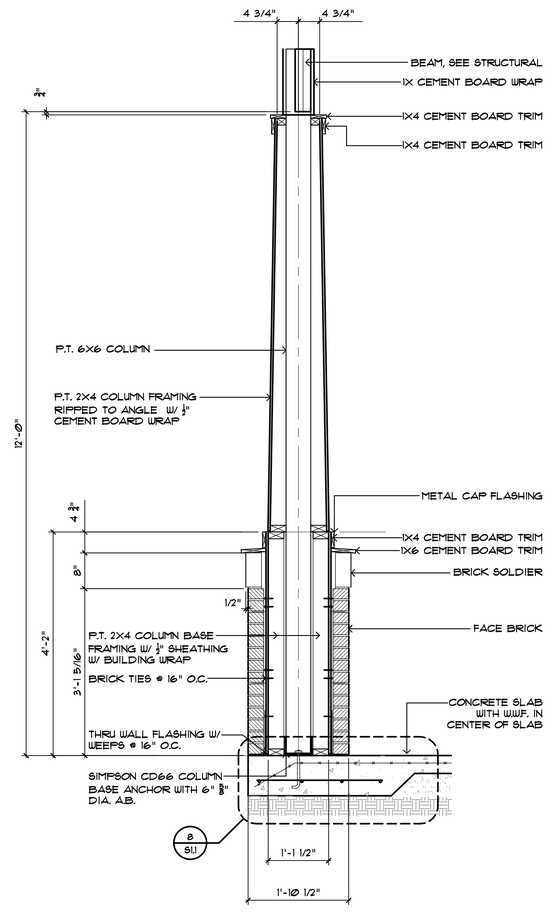

8 A22 COLUMN DETAIL
SCALE: 3/4" = 1'-Ø"

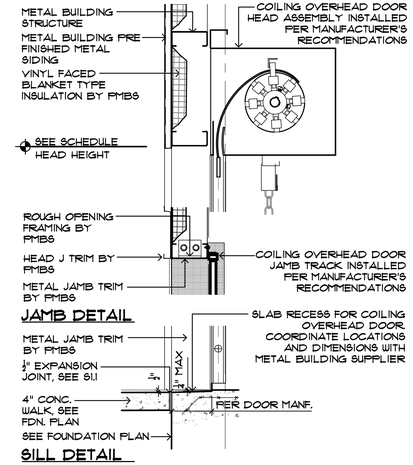

DOOR TYPE D
3 A22 DOOR DETAIL
SCALE: 3/4" = 1'-Ø"

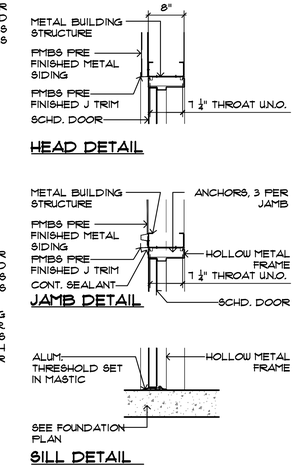

DOOR TYPE A
4 A22 DOOR DETAIL
SCALE: 3/4" = 1'-Ø"

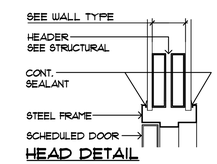

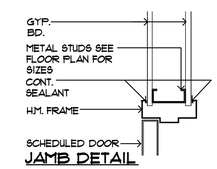

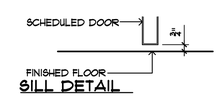

DOOR TYPE B
5 A22 DETAIL
SCALE: 1 1/2" = 1'-Ø"

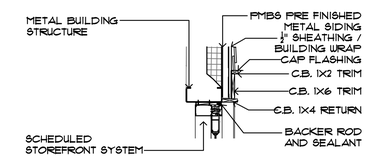

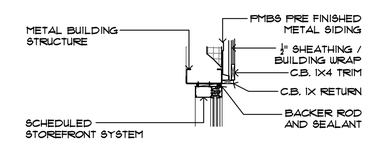

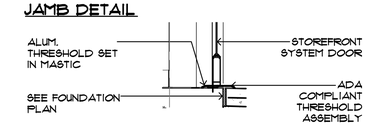

DOOR TYPE C
6 A22 DOOR DETAIL
SCALE: 3/4" = 1'-Ø"

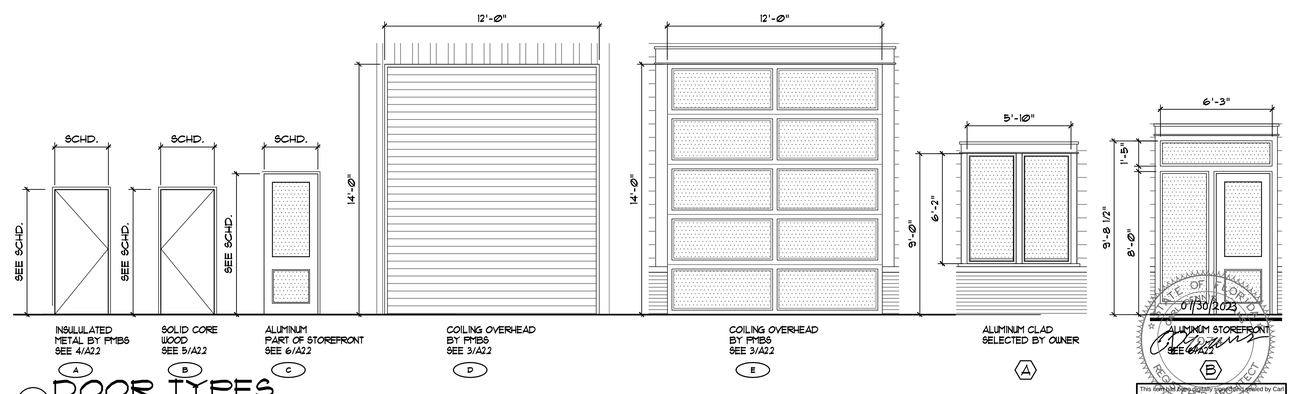

7 A22 DOOR TYPES
SCALE: 1/4" = 1'-Ø"

STATE OF FLORIDA
C. DENNIS EVANS
AR 0011111
LICENSED ARCHITECT
07/30/2023

This document was signed and sealed by Carl Dennis Evans on 07/30/2023.
Printed copies of this document are not considered signed and sealed and the signature must be verified on any electronic copies.

PREPARED BY	REVISIONS
JMB	
REVIEWED BY	
CDE	
DATE OF ISSUE	
03/24/2023	

A NEW WAREHOUSE FOR:
JENK'S CROSSING WAREHOUSE / OFFICE BUILDING
1399 A JENKS AVE
13TH STREET AND JENKS COMMERCE PARK, PANAMA CITY, FL

c. dennis evans
architectural design & planning
3704 thomas drive panama city beach, florida 32407 p. o. box 9991 (850) 235-3012
architectural registration - florida 11014 - georgia 4094 - alabama 3275 - ncarb 78341

PERMIT DRAWINGS

A2.2
13 SHEETS TOTAL

PROJECT NO.
22-16-R

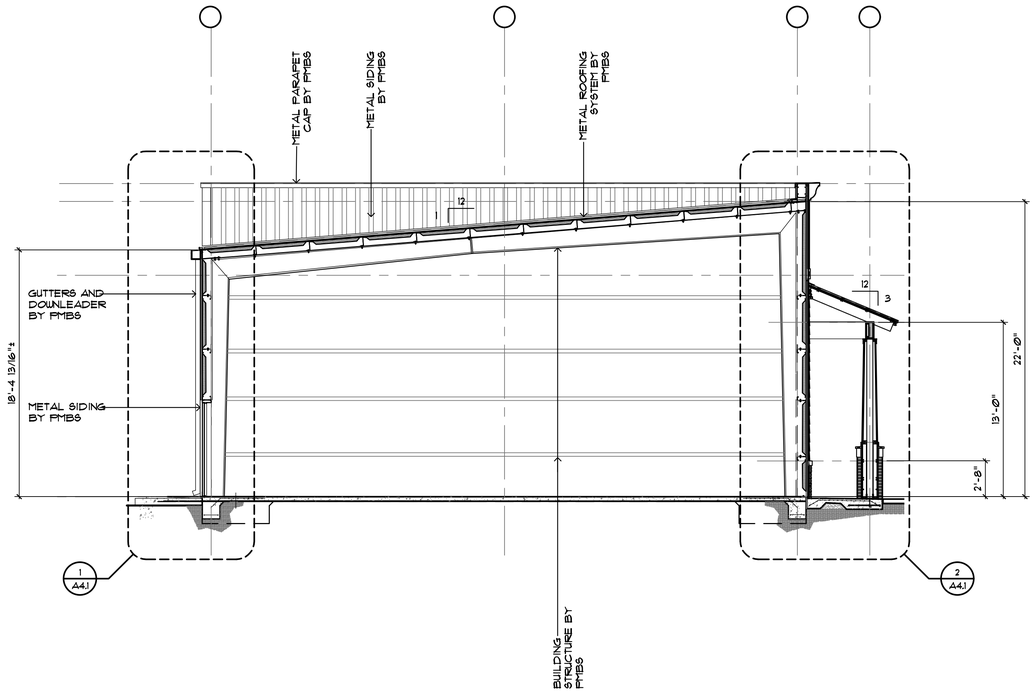

1 A3.1 BUILDING SECTION
SCALE: 3/16" = 1'-0"

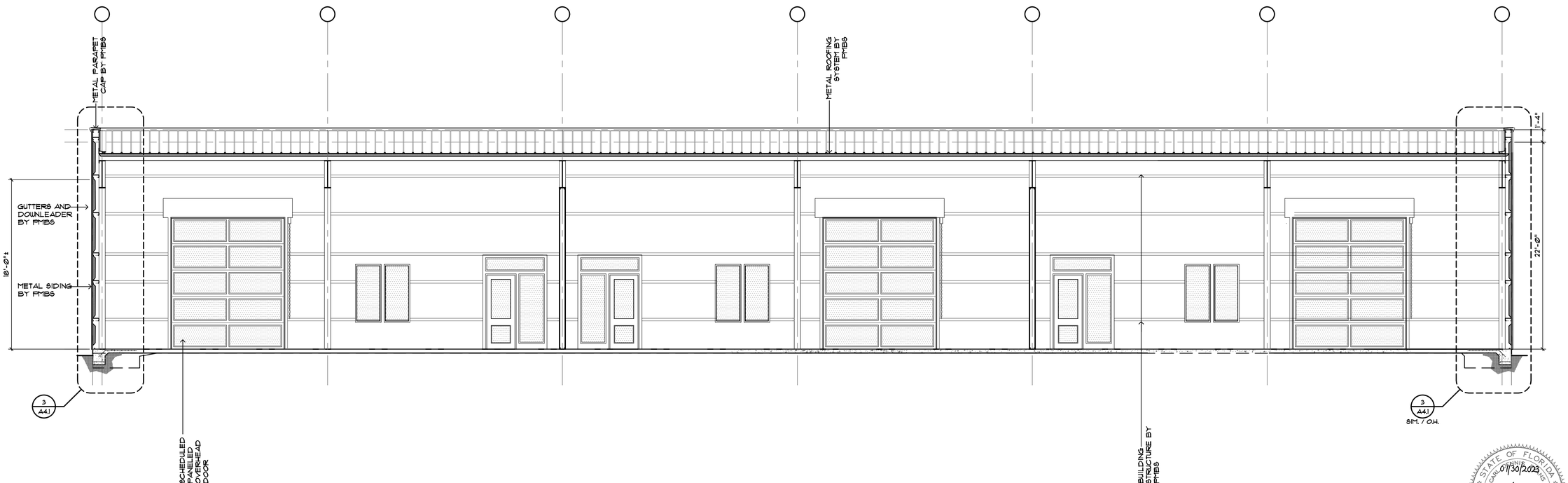

2 A3.1 BUILDING SECTION
SCALE: 3/16" = 1'-0"

PREPARED BY	REVISIONS
JMB	
REVIEWED BY	
CDE	
DATE OF ISSUE	
03/24/2023	

A NEW WAREHOUSE FOR:
JENK'S CROSSING WAREHOUSE / OFFICE BUILDING
1399 A JENKS AVE
13TH STREET AND JENKS COMMERCE PARK, PANAMA CITY, FL

c. dennis evans
architectural design & planning
3104 thomas drive panama city beach, florida 32407 p. o. box 9931 (850) 235-3012
architectural registration - florida 13074 • georgia 4094 • alabama 3225 • ncarb 25341

PERMIT DRAWINGS

A3.1
13 SHEETS TOTAL

PROJECT NO.
22-16-R

STATE OF FLORIDA
CARL DENNIS EVANS
LICENSE NO. 13074
07/30/2023
REGISTERED ARCHITECT

This document was digitally signature and sealed by Carl Dennis Evans on the date adjacent to the seal.
Printed copies of this document are not considered signed and sealed and the signature must be verified on any electronic copies.

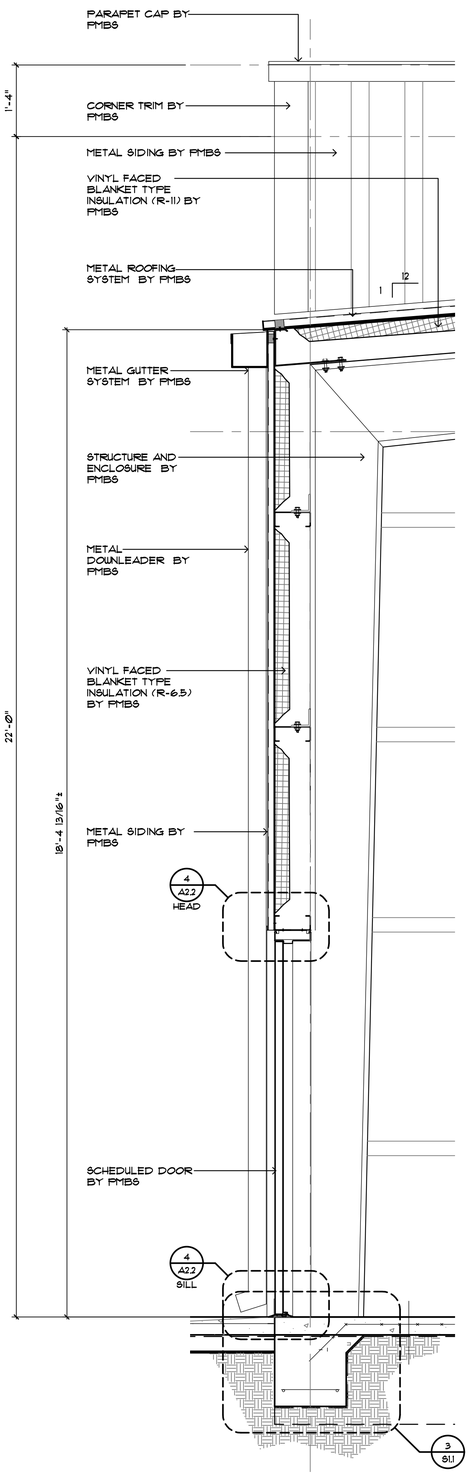

1 A4.1 BUILDING SECTION
SCALE: 3/4" = 1'-0"

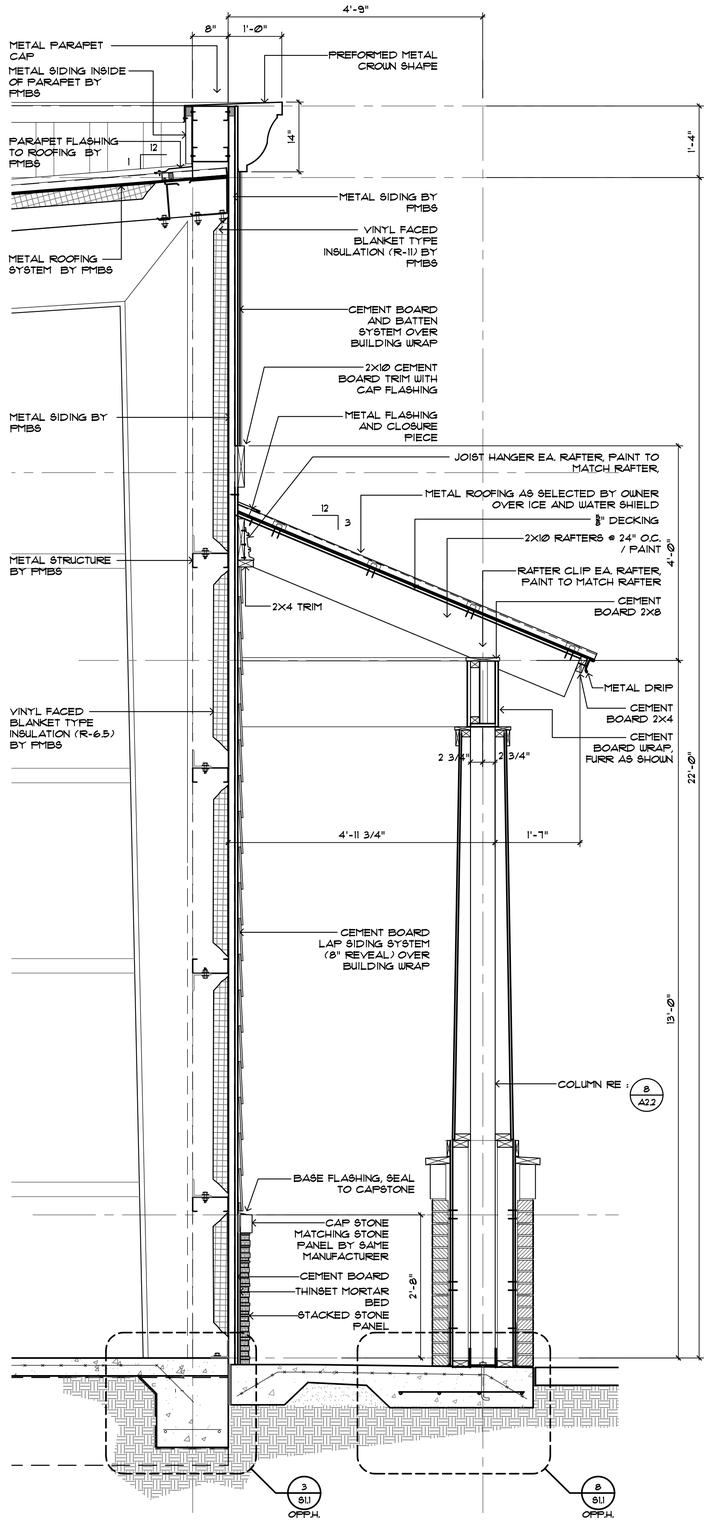

2 A4.1 BUILDING SECTION
SCALE: 3/4" = 1'-0"

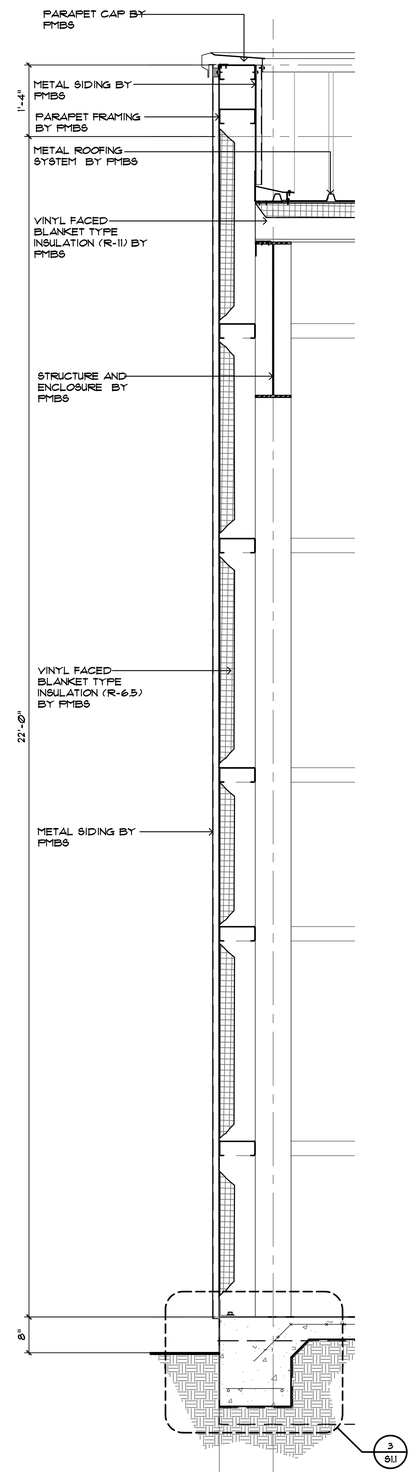

3 A4.1 BUILDING SECTION
SCALE: 3/4" = 1'-0"

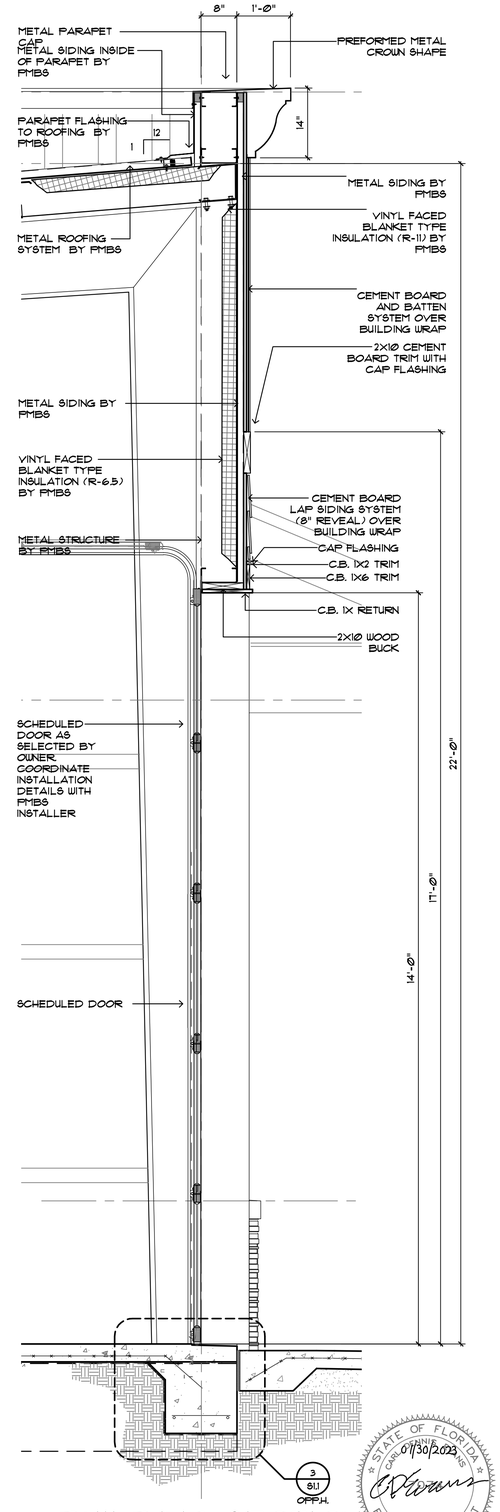

4 A4.1 BUILDING SECTION
SCALE: 3/4" = 1'-0"

PREPARED BY	REVISIONS
JMB	
REVIEWED BY	
CDE	
DATE OF ISSUE	
03/24/2023	

A NEW WAREHOUSE FOR:
JENK'S CROSSING WAREHOUSE / OFFICE BUILDING
1399 A JENKS AVE
13TH STREET AND JENKS COMMERCE PARK, PANAMA CITY, FL

c. dennis evans
architectural design
& planning
3704 thomas drive panama city beach, florida 32407 p. o. box 5951 (850) 235-3012
architectural registration - florida 7074 • georgia 4094 • alabama 3225 • ncarb 25341

PERMIT DRAWINGS

A4.1
13 SHEETS TOTAL

PROJECT NO.
22-16-R

STATE OF FLORIDA
CARL DENNIS EVANS
07/30/2023
REGISTERED ARCHITECT

This document has been digitally signature and sealed by Carl Dennis Evans on the date adjacent to the seal.
Printed copies of this document are not considered signed and sealed and the signature must be verified on any electronic copies.

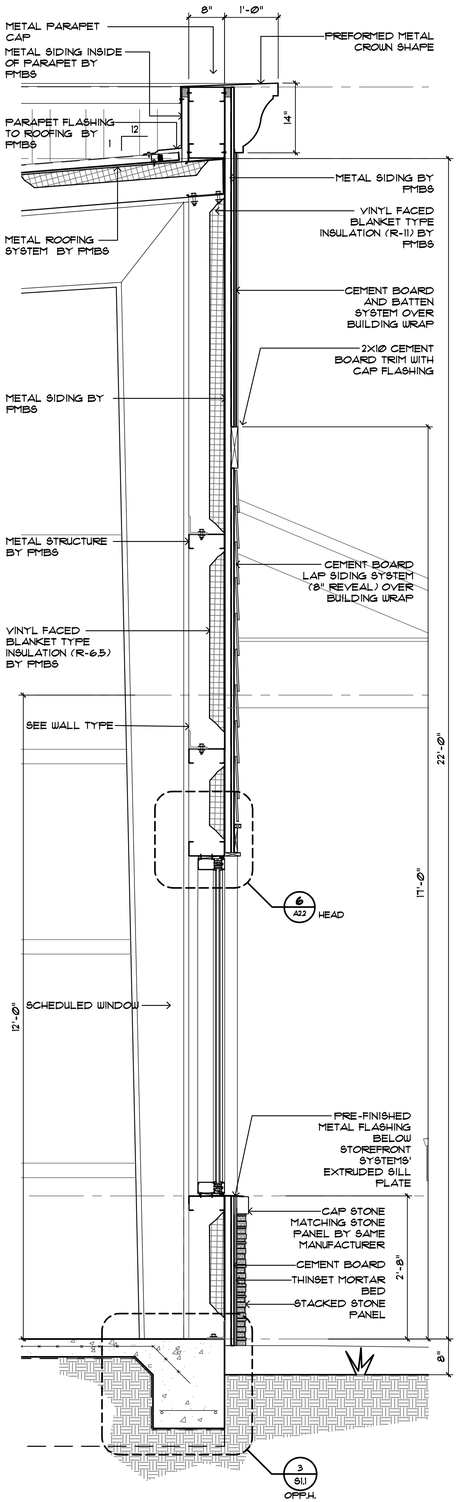

1 A42 BUILDING SECTION
SCALE: 3/4" = 1'-0"

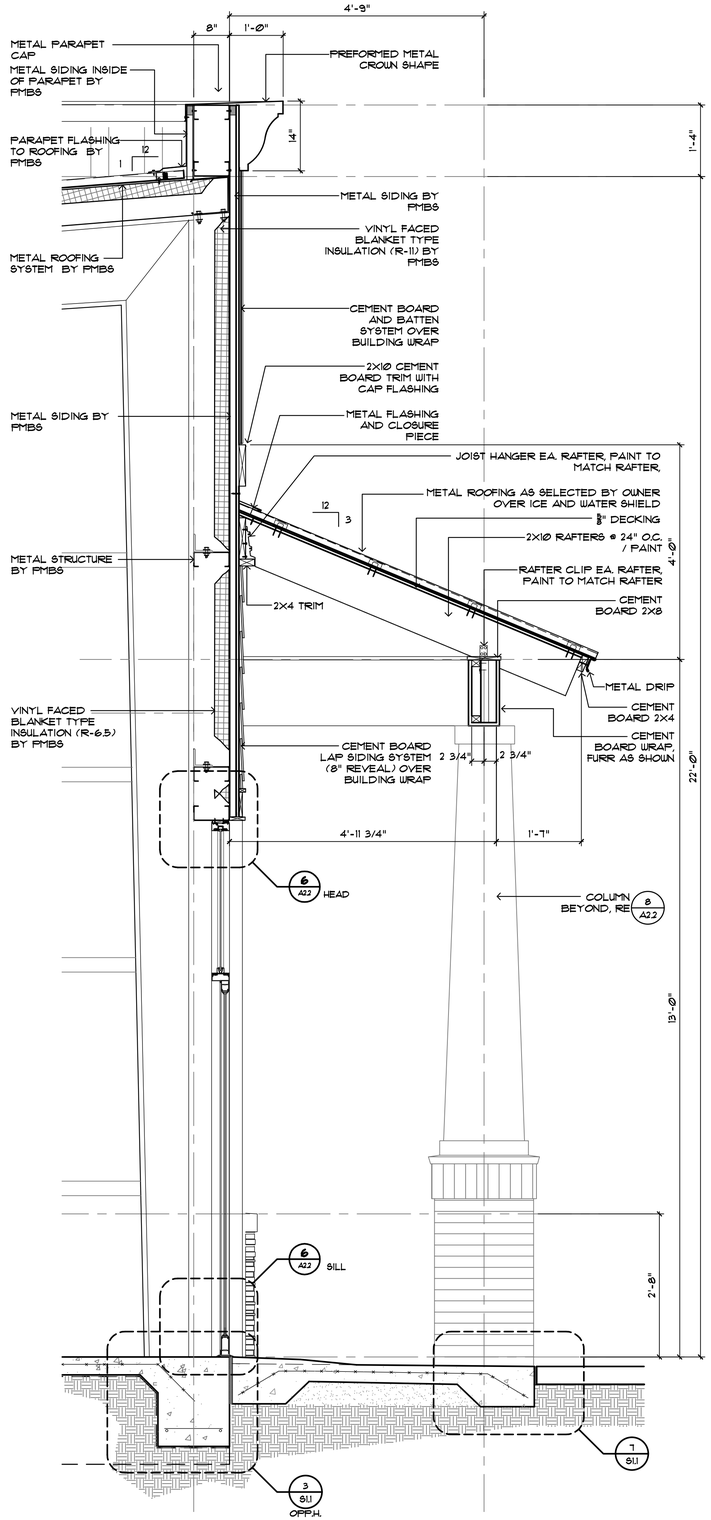

2 A42 BUILDING SECTION
SCALE: 3/4" = 1'-0"

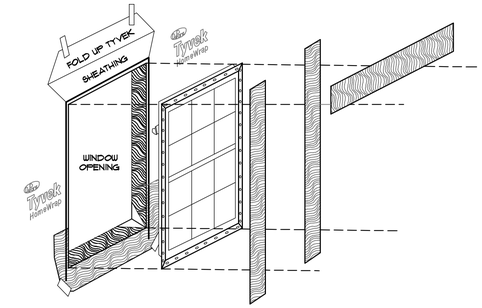

3 A42 TYP. TYVEK DETAIL @ WINDOW OPENINGS
SCALE: NONE

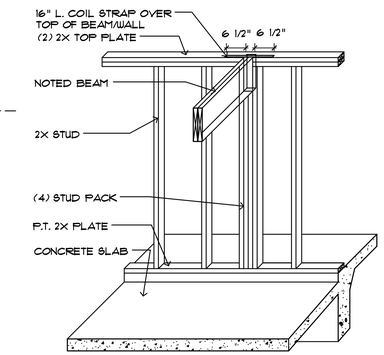

4 A42 BEAM & WALL TYPICAL DETAIL
SCALE: 1/2 = 1'-0"

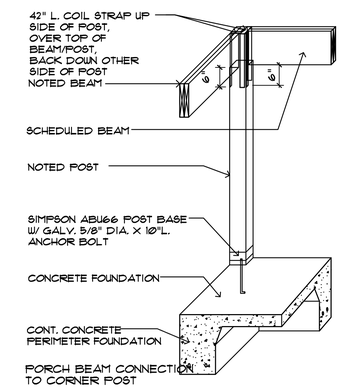

5 A42 BEAM & POST TYPICAL DETAIL
SCALE: 1/2 = 1'-0"

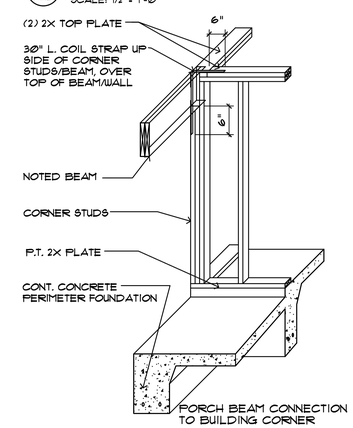

6 A42 BEAM & WALL TYPICAL DETAIL
SCALE: 1/2 = 1'-0"

PREPARED BY	REVISIONS
JMB	
REVIEWED BY	
CDE	
DATE OF ISSUE	
03/24/2023	

A NEW WAREHOUSE FOR:
JENK'S CROSSING WAREHOUSE / OFFICE BUILDING
1399 A JENKS AVE
13TH STREET AND JENKS COMMERCE PARK, PANAMA CITY, FL

c. dennis evans
architectural design & planning
31104 thomas drive panama city beach, florida 32407 p. o. box 9591 (850) 235-3012
architectural registration - florida 10214 georgia 4094 alabama 3225 ncarb 25341

PERMIT DRAWINGS

A4.2
13 SHEETS TOTAL

PROJECT NO.
22-16-R

STATE OF FLORIDA
CARL DENNIS EVANS
LICENSE NO. 10214
ARCHITECT
03/30/2023

This document was originally issued and sealed by Carl Dennis Evans on 03/30/2023.
Printed copies of this document are not considered signed and sealed and the signature must be verified on any electronic copies.

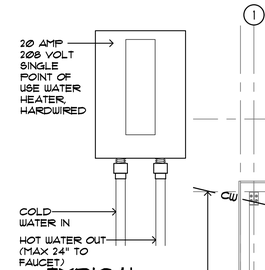

3 / P1.1 TYPICAL WATER HEATER
SCALE: NONE

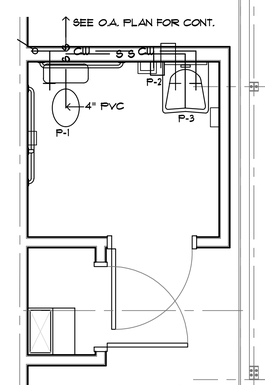

2 / P1.2 TLT. PLAN
SCALE: 3/8" = 1'-0"

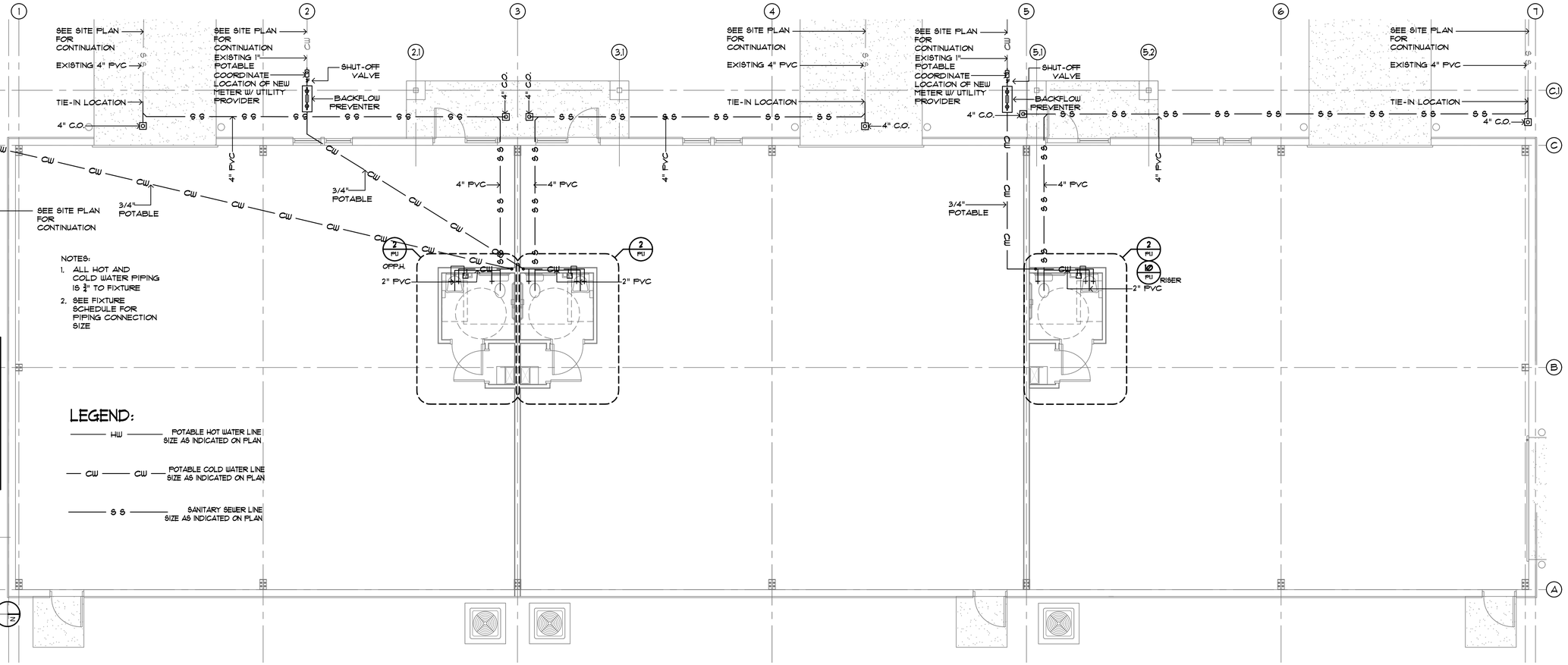

NOTES:
1. ALL HOT AND COLD WATER PIPING IS ¾" TO FIXTURE
2. SEE FIXTURE SCHEDULE FOR PIPING CONNECTION SIZE

LEGEND:

HW	POTABLE HOT WATER LINE SIZE AS INDICATED ON PLAN
CW	POTABLE COLD WATER LINE SIZE AS INDICATED ON PLAN
S S	SANITARY SEWER LINE SIZE AS INDICATED ON PLAN

1 / P1.1 PLUMBING PLAN
SCALE: 3/16" = 1'-0"

PLUMBING FIXTURE SCHEDULE

FIXTURES SCHEDULED ARE BASIS OF DESIGN, EQUALS WILL BE CONSIDERED

SYMB	FIXTURE	MANUFACTURER	CAT #	TRIM	CW	HW	W	VENT
P-1	ADA WATER CLOSET	PROFLO	PF51212WHM	SEAT-PROFLO;PFTSCOF2000WH	3/8"		3"	2"
P-2	WATER HEATER	STIEBEL ELTRON	074054	SINGLE POINT OF USE (20 AMP 208V)	1/2"	1/2"		
P-3	WALL HUNG H/C SINK	PROFLO	PF55514WH	FAUCET-PROFLO;PFUSC13905CP GRID DRAIN-PROFLO;PFGD100 TAILPIECE, PROFLO;PF127044 P-TRAP-PROFLO;PFPT31100	1/2"	1/2"	2"	1 1/2"
P-4	NOT USED							
P-5	FLOOR CLEAN OUT	ZURN	Z-1400				4" 3"	
P-6	HOSE BIBB	PROFLO	PF103DLKC		1/2"			

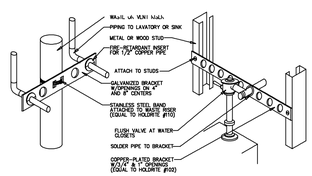

WATER PIPING SUPPORT DETAIL

9 / P1.1 TYPICAL PLUMBING DETAIL

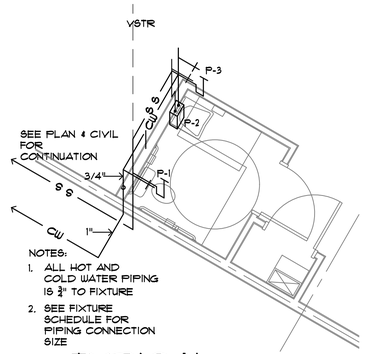

NOTES:
1. ALL HOT AND COLD WATER PIPING IS ¾" TO FIXTURE
2. SEE FIXTURE SCHEDULE FOR PIPING CONNECTION SIZE

10 / P1.1 TYPICAL PLUMBING RISER
SCALE: 1/4" = 1'-0"

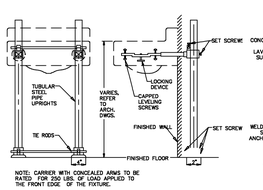

NOTE: CARRIER WITH CONCEALED ARMS TO BE RATED FOR 250 LBS. OF LOAD APPLIED TO THE FRONT EDGE OF THE FIXTURE.

WALL HUNG SINK DETAIL

4 / P1.1 TYPICAL PLUMBING DETAIL
SCALE: NONE

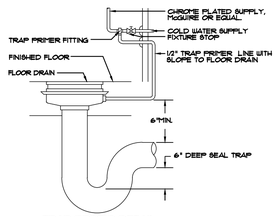

TRAP PRIMER DETAIL

5 / P1.1 TYPICAL PLUMBING DETAIL
SCALE: NONE

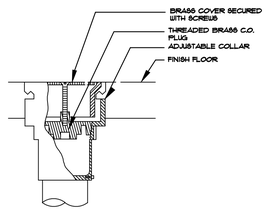

TYPICAL CLEAN OUT DETAIL

6 / P1.1 TYPICAL PLUMBING DETAIL
SCALE: NONE

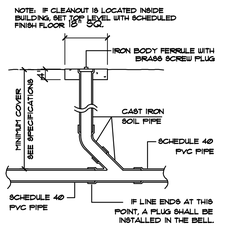

7 / P1.2 SANITARY SEWER CLEANOUT DETAIL
SCALE: NONE

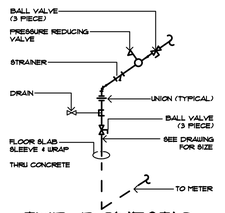

8 / P1.2 TYP. DOMESTIC WATER ENTRANCE
SCALE: NONE

GENERAL PLUMBING NOTES:

1. INSTALLATION SHALL CONFORM TO THE ENERGY CONSERVATION DESIGN MANUAL STANDARDS FOR NEW NON-RESIDENTIAL BUILDINGS.
2. CONTRACTOR SHALL VERIFY DEPTH, SIZE, LOCATION OF ALL EXISTING UTILITIES IN FIELD BEFORE STARTING WORK.
3. CONTRACTOR SHALL COORDINATE INSTALLATION OF PLUMBING WORK WITH ALL OTHER TRADES SO AS TO AVOID UNNECESSARY DELAY OR INTERFERENCES.
4. ALL PLUMBING WORK AND MATERIAL SHALL BE INSTALLED IN ACCORDANCE WITH ALL APPLICABLE CODES, ORDINANCES AND REGULATIONS: CONTRACTOR SHALL OBTAIN ALL APPROVALS REQUIRED FROM REGULATING AGENCIES HAVING JURISDICTION BEFORE STARTING WORK.
5. SOIL AND WASTE PIPE SHALL SLOPE 2% MINIMUM UNLESS OTHERWISE NOTED. EXPOSED WASTE DRAINS, IN TOILETS, SHALL BE CHROME PLATED BRASS, WITH MATCHING STOPS AND ESCUTCHEONS, ROOF PENETRATIONS SHALL BE EITHER WITH LEAD PIPE ROOF JACKS OR AN APPROVED PENETRATION PER ROOFING SUPPLIER/MANUFACTURER.
6. ALL PLUMBING WORK AND MATERIALS SHALL MEET THE REQUIREMENTS OF THE LATEST EDITION(S) OF THE LOCAL PLUMBING CODE.
7. PLUMBING CONTRACTOR SHALL FURNISH AND INSTALL ALL BACKFLOW PROTECTION DEVICES REQUIRED BY AGENCIES HAVING JURISDICTION.
8. PLUMBING CONTRACTOR SHALL OBTAIN AND PAY FOR ALL PERMITS, FEES, AND INSPECTIONS REQUIRED BY GOVERNING AUTHORITIES AND WATER/GAS UTILITIES.
9. DOMESTIC WATER PIPING:
   - ABOVE SLAB - COPPER TYPE "L", BELOW SLAB AND GROUND OUTSIDE OF BUILDING - COPPER TYPE "K". USE ONLY 95-5 SILVER SOLDERED JOINTS.
   - INSULATE HOT AND COLD WATER LINES.
   - PROVIDE EACH FIXTURE WITH STOPS AND SUPPLIES. EXPOSED STOPS AND LINES SHALL BE CHROME PLATED. ALL STOPS ARE TO BE LOOSE KEY TYPE.
   - INSTALL SHUT-OFF VALVES ON ALL HOT AND COLD WATER LINES AS SHOWN ON DRAWINGS.
   - PROVIDE WATER-HAMMER PROTECTION AT EACH FIXTURE, OR GROUP OF SIMILAR FIXTURES.
   - PROVIDE VACUUM BREAKERS AS REQUIRED BY CODE.
   - PROVIDE A TRAP PRIMER FOR ALL FLOOR DRAINS, LOCATE PRIMER(S) FOR SERVICEABILITY.
   - STERILIZE WATER PIPING IN ACCORDANCE WITH THE HEALTH DEPARTMENT REGULATIONS AND AMERICAN WATER WORKS ASSOCIATIONS' SPECIFICATIONS.
10. ALL DRAIN AND WATERLINES SHALL BE KEPT TIGHT TO THE UNDERSIDE OF ANY EQUIPMENT AND SECURED IN PLACE.
11. PLUMBING CONTRACTOR IS TO CONCEAL, WHERE POSSIBLE, ALL PIPING AND VENTLINES IN WALLS AND "OFFSET" WHERE NECESSARY.
12. ALL EXPOSED PIPING IS TO BE SECURELY ANCHORED TO WALLS.
13. MAXIMUM WATER TEMPERATURE TO HANDICAPPED PLUMBING FIXTURES SHALL NOT EXCEED 120 DEGREES F. ALL EXPOSED HOT WATER LINES AND DRAINS SHALL BE FULLY INSULATED.

STATE OF FLORIDA
CHRISTOPHER E. DOWNS
REGISTERED ARCHITECT
07/30/2023

Electronically signature generated by Carl Dennis Gray on 2023-07-30 with Signature Ver. 1.0.0.1
signed and sealed and the signature must be verified on any electronic copies.

PREPARED BY	REVISIONS
JMB	
REVIEWED BY	
CDE	
DATE OF ISSUE	
03/24/2023	

A NEW WAREHOUSE FOR:
JENK'S CROSSING WAREHOUSE / OFFICE BUILDING
1399 A JENKS AVE
13TH STREET AND JENKS COMMERCE PARK, PANAMA CITY, FL

c. dennis gray
architectural design & planning
3704 thomas drive panama city beach, florida 32407 p. o. box 9991 (850) 235-3012
architectural registration - florida 1074 - georgia 4029 - alabama 3275 - ncarb 25341

PERMIT DRAWINGS

P1.1
13 SHEETS TOTAL

PROJECT NO.
22-16-R

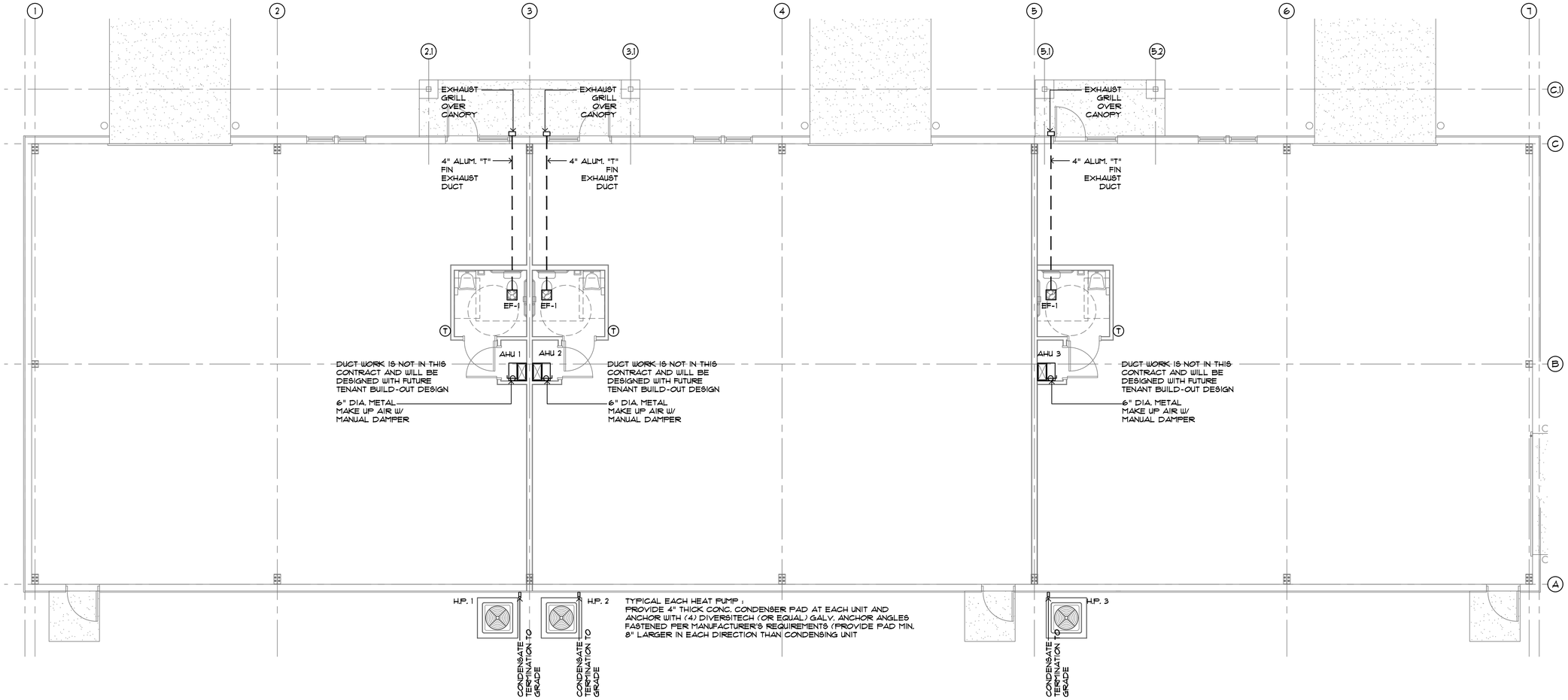

1 M1.1 MECHANICAL PLAN

SCALE: 3/16" = 1'-0"

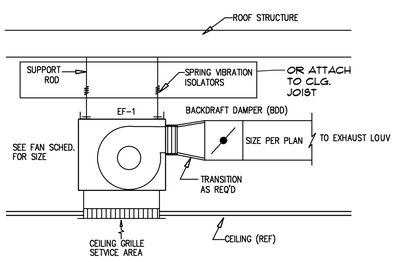

2 M1.1 TOILET EXHAUST FAN

SCALE: NONE

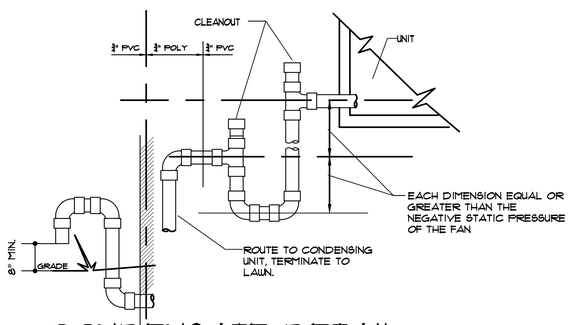

3 M1.1 CONDENSATE DETAIL

SCALE: NONE

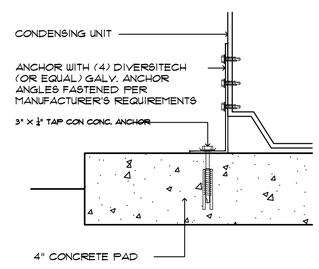

4 M1.1 ANCHOR DETAIL

SCALE: NONE

HEAT PUMP UNIT SCHEDULE BASIS OF DESIGN

UNIT NO.	TOTAL COOLING	TOTAL HEATING	SEER	MOCP	VOLT / PHASE	CARRIER MODEL #	REMARKS
H.P. 1	42000 (3.5 TON)	45,200	14	40	230 / 1	25HCE442CP03	PROVIDE DIGITAL TSTAT
H.P. 2	42000 (3.5 TON)	45,200	14	40	230 / 1	25HCE442CP03	PROVIDE DIGITAL TSTAT
H.P. 3	42000 (3.5 TON)	45,200	14	40	230 / 1	25HCE442CP03	PROVIDE DIGITAL TSTAT

AIR HANDLER SCHEDULE BASIS OF DESIGN

UNIT NO.	AIR CFM	ELECTRIC HEAT	MOCP	VOLT / PHASE	CARRIER MODEL #	REMARKS
AHU 1	1400	KFCEH050N10 10 KW (240)	60	230 / 1	FB4CNP042L00	PROVIDE DRAIN PAN AND FLOAT SWITCH, SEE NOTE 1
AHU 2	1400	KFCEH050N10 10 KW (240)	60	230 / 1	FB4CNP042L00	PROVIDE DRAIN PAN AND FLOAT SWITCH, SEE NOTE 1
AHU 3	1400	KFCEH050N10 10 KW (240)	60	230 / 1	FB4CNP042L00	PROVIDE DRAIN PAN AND FLOAT SWITCH, SEE NOTE 1

MECHANICAL SYMBOLS

- 4 WAY ALUM. CEILING DIFFUSER SIZE AS INDICATED
- 3 WAY ALUM. CEILING DIFFUSER SIZE AS INDICATED
- INSULATED FLEX DUCT SIZE AS INDICATED
- DUCT TRANSITION SIZE AS INDICATED
- T THERMOSTAT
- MVD MANUAL VOLUME DAMPER
- SUPPLY AIR DUCT SIZE AS INDICATED
- 4 WAY CLG. GRID DIFFUSER SIZE AS INDICATED
- EXHAUST FAN. SEE MECHANICAL
- SELF OPENING LOUVER AND EXHAUST FAN ASSEMBLY

EXHAUST FAN SCHEDULE

BASIS OF DESIGN

UNIT NO.	VOL. CFM	MANUF.	MODEL
EF-1	50	AIR KING	A950

DESIGN CONDITIONS

SPACE	WINTER DB(°F)	SUMMER DB(°F)/WB(°F) OR RH(%)
OUTSIDE	26°	94°/77° AND 83°/78°
INSIDE	68°	72°/50%

VENTILATION CALCULATIONS
(PER ASHRAE STANDARD 62)

AHU 1, = OFFICE (5 CFM / PERSON)

REQUIRED OUTSIDE AIR FLOW:
AS NOTED ABOVE BASED ON SHOWN OCCUPANCY (OFFICE) AND ASSUMING AN INTERMITTENT OCCUPANCY (THE INHERENT NATURE OF BUSINESS LOCATIONS) ALLOWING VENTILATION REDUCTION NOT TO EXCEED 50% OF THE MAXIMUM REQUIRED:

AHU 1 (BUSINESS) 9 x 50% PEOPLE x 5 CFM/PERSON + .12x ZONE AREA (1250) = 172 CFM

MECHANICAL NOTES:

1. ALL WORK PERFORMED SHALL COMPLY WITH 2020 EDITION OF THE FLORIDA CODE COUNCIL BUILDING, FUEL GAS, MECHANICAL, AND PLUMBING CODE WITH AMENDMENTS AS ADOPTED BY THE LOCAL AUTHORITY HAVING JURISDICTION.
2. THIS DRAWING INDICATES THE EXTENT AND GENERAL ARRANGEMENT OF THE HVAC SYSTEM, CAPACITY, SIZE, LOCATION, DIRECTION AND INSTALLATION DETAILS. EXACT LOCATIONS SHALL BE COORDINATED PRIOR TO INSTALLATION. IF SUBSTANTIAL DEVIATION FROM THIS DOCUMENT IS REQUIRED FOR INSTALLATION, SHOP DRAWINGS SHALL BE SUBMITTED TO THE ENGINEER FOR APPROVAL.
3. ALL DUCTS LOCATED INSIDE THE BUILDING SHALL BE 1" DUCT BOARD DISTRIBUTION BOXES AND FLEX DUCT UNLESS NOTED OTHERWISE
4. TEST AND BALANCE SYSTEM BY CERTIFIED TESTING COMPANY

STATE OF FLORIDA LICENSED PROFESSIONAL ENGINEER CARL DENNIS EVANS
07/30/2023

This document has been digitally signature and sealed by Carl Dennis Evans on 07/30/2023.
Printed copies of this document are not considered signed and sealed and the signature must be verified on any electronic copies.

PREPARED BY	REVISIONS
JMB	
REVIEWED BY	
CDE	
DATE OF ISSUE	
03/24/2023	

A NEW WAREHOUSE FOR:
JENK'S CROSSING WAREHOUSE / OFFICE BUILDING
1399 A JENKS AVE
13TH STREET AND JENKS COMMERCE PARK, PANAMA CITY, FL

c. dennis evans
architectural design & planning
3104 thomas drive panama city beach, florida 32407 p. o. box 5997 (850) 235-3012
architectural registration - florida 7014 • georgia 40294 • alabama 3225 • ncarb 25341

PERMIT DRAWINGS

M1.1
13 SHEETS TOTAL

PROJECT NO.
22-16-R

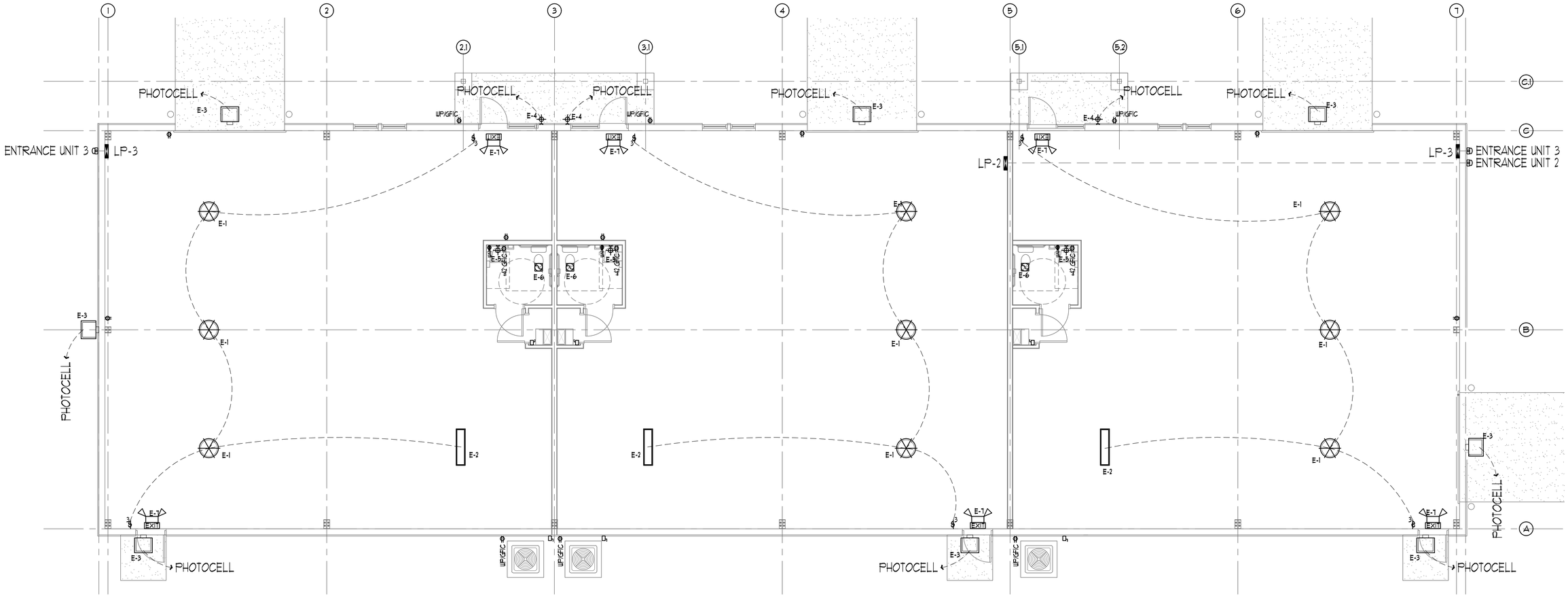

ELECTRICAL PLAN

1 / E1.1 — SCALE: 3/16" = 1'-0"

LOAD CALCULATIONS

PANEL LP-1 (LP2 AND 3 ASSUMED SIMILAR FOR FUTURE USE)

LIGHTING LOAD	QUANTITY	LOAD (W)	
E1 - HIGH BAY	(3) × 150w	450	
E2 - 1X4 UTILITY	(1) × 16w	16	
E3 - WALL PACK	(4) × 18w	76	
E4 - EXT. SCONCE	(1) × 24w	24	
E5 - INT. SCONCE	(1) × 12w	12	
E6 - EXH. FAN	(1) × 12w	12	
E5 - EMG / EXIT	(3) × 24w	72	662
RECEPTACLE LOAD	QUANTITY	LOAD (W)	
RECEPTACLES	(5) × 180w	900	900
MISC. EQUIPMENT LOAD	QUANTITY	LOAD (W)	
WATER HEATER	(1) × 4800w	4800	4800
AIR CONDITIONING LOAD	QUANTITY	LOAD (W)	
AHU-1	(1) × 5000w	5000	
HP-1	(1) × 3520w	3520	8520

LOAD CALCULATIONS ARE BASED ON INITIAL BUILDING. ADDITIONAL LOADS WILL BE INCURRED WHEN TENANT SPACE IS LEASED AND TENANT BUILD-OUT IS DESIGNED. PANEL SIZE IS BASED ON POSSIBLE FUTURE BUILD-OUT NEEDS

TOTAL CALCULATED LOAD = 14,882 W

PANEL NAME	VOLTAGE	PHASE	WIRE	NEUTRAL RATING	PANEL DESCRIPTION
LP-1	115/240	1	3	100%	200A
MAINS	MOUNTING	MAXIMUM NO. OF CIRCUITS			TOTAL CALCULATED LOAD
MCB	SURFACE	40			63 AMPS

		BRANCH		A	B			A	B		BRANCH			
NO.	DESCRIPTION	POLE	BKR	VA				VA		BKR	POLE	DESCRIPTION	NO.
1													2
3													4
5													6
7													8
9													10
11													12
13													14
15													16
17													18
19													20
21													22
23													24
25													26
27													28
29	-												30
31	-												- 32
33	-												- 34
35	-												- 36
37	-												- 38
39	-												- 40

ELECTRICAL CONTRACTOR SHALL CIRCUIT ALL REQUIRED POWER AND LIGHTING AS NEEDED PER ALL NATIONAL, STATE AND LOCAL CODES. NOTIFY DESIGN PROFESSIONAL IF LAYOUT DIFFERS GREATLY FROM THAT WHICH IS SHOWN.

PANEL SIZE IS BASED ON POSSIBLE FUTURE BUILD-OUT NEEDS

1 & 2 POLE WIRE SIZES

AMP RATING	WIRE SIZE
20	3 #12
30	2 #10 W/#12
40	2 #8 W/#10
60	2 #6 W/#10

3 POLE WIRE SIZES

AMP RATING	WIRE SIZE
20	4 #12
30	3 #10 W/#12
40	3 #8 W/#10
60	3 #6 W/#10
100	4 #4/0
800	W/ 1/#2 GND. 4 500MCM W/ 1/1/0 GND.

ELECTRICAL SYMBOLS

- GFCI — GROUND FAULT INTERRUPTER
- GFCI WP — GROUND FAULT INTERRUPTER WEATHERPROOF TYPE
- DUPLEX CONVENIENCE OUTLET 120V — LOCATION OR NOTE
- QUAD CONVENIENCE OUTLET 120V — LOCATION OR NOTE
- CONVENIENCE OUTLET 240V — LOCATION OR NOTE
- EXIT LIGHT (HARD WIRED)
- COAXIAL TV OUTLET & POWER OUTLET BOX W/ DATA CABLE PER NOTE — LOCATION OR NOTE
- PENDANT LIGHTING E-3
- LED SCONCE
- RECESSED FIXTURE
- SURFACE MOUNTED LED
- DATA / COMMUNICATION
- THERMOSTAT
- LIGHT SWITCH
- THREE-WAY LIGHT SWITCH
- HARD WIRED SMOKE DETECTOR W/ BATTERY BACKUP
- METER BASE
- BREAKER BOX (ELEC PANEL)
- NEMA 3R DISCONNECT

LIGHTING SYMBOLS

- 1'X 4' SURFACE MOUNT LED UTILITY LIGHT
- 1400 LUMEN LED WALL PACK
- EXTERIOR WALL MOUNT. LED LIGHT FIXTURE
- WALL MOUNT. LED LIGHT FIXTURE
- 150 W. HIGH BAY LED BASE AND ACRYLIC LENS
- EXHAUST FAN
- EXIT LIGHT / EMERGENCY LIGHT

ELECTRICAL FIXTURE SDCHEDULE

SYMB	FIXTURE	MANUFACTURER (BASIS OF DESIGN)	CAT # (BASIS OF DESIGN)	REMARKS
E-1	150W. HIGH BAY LED W/ LENS	EVERLAST LIGHTING	EL-LED-HLBD-LG	150 WATTS
E-2	LED SURFACE 1X4 UTILITY	OWNER SELECTED	OWNER SELECTED	16 WATTS
E-3	EXTERIOR WALL PAC (1400LUM)	LITHONIA LIGHTING	OLWX4	18 WATTS
E-4	EXT. WALL SCONCE (RESTROOM)	OWNER SELECTED	OWNER SELECTED	24 WATTS
E-5	INT. WALL SCONCE (RESTROOM)	TEXAS FLUORESENTS	SKD-FR-24L-E120W200L-35K-WH	12 WATTS
E-6	EXHAUST FAN (50CFM)	CODE COMPLIANT		12 WATTS
E-7	EXIT / EMERGENCY LIGHT	CODE COMPLIANT		24 WATTS

NOTE: RISER DIAGRAM SAME FOR UNIT 2 (LP-2) AND UNIT 3 (LP-3)

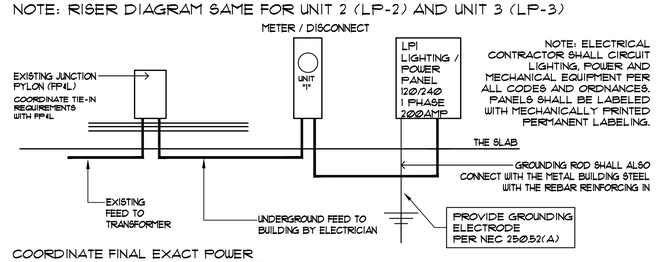

NOTE: ELECTRICAL CONTRACTOR SHALL CIRCUIT LIGHTING, POWER AND MECHANICAL EQUIPMENT PER ALL CODES AND ORDNANCES. PANELS SHALL BE LABELED WITH MECHANICALLY PRINTED PERMANENT LABELING.

COORDINATE FINAL EXACT POWER REQUIREMENTS WITH OWNER AND F P & L

2 / E1.1 — ELECTRICAL RISER DIAGRAM

SCALE: NONE

ELECTRICAL NOTES

1. THE ELECTRICAL CONTRACTOR SHALL COORDINATE ALL WORK WITH OTHER TRADES PRIOR TO INSTALLATION. REFER TO OTHER DRAWINGS FOR LOCATION OF EQUIPMENT PROVIDED BY OTHERS TO BE CONNECTED BY THE ELECTRICAL CONTRACTOR.
2. RECEPTACLES, SWITCHES, AND COVER PLATES COLOR SHALL BE SELECTED BY THE ARCHITECT OR OWNER FROM STANDARD COLORS, UNLESS SPECIFIED OTHERWISE.
3. WALL SWITCHES SHALL BE MOUNTED 4'-0" A.F.F.
4. DUPLEX RECEPTACLES SHALL BE MOUNTED 1'-0" A.F.F. UNLESS NOTED OTHERWISE.
5. VERIFY ALL DOOR SWINGS WITH THE ARCHITECTURAL DRAWINGS PRIOR TO ROUGHING IN WALL SWITCHES. VERIFY EXACT LOCATION OF ALL FLOOR OUTLETS WITH THE ARCHITECT PRIOR TO ROUGH IN.
6. THE ELECTRICAL CONTRACTOR SHALL BE RESPONSIBLE FOR COORDINATION OF PRE WIRING OF COMMUNICATIONS & DATA SYSTEM WITH THE OWNER.
7. ALL LIGHT FIXTURES TO BE EQUIPPED WITH LED LAMPS.
8. VERIFY WITH OWNER ALL FIXTURES THAT SHALL BE EQUIPPED WITH DIMMERS.

PREPARED BY	REVISIONS
JMB	
REVIEWED BY	
CDE	
DATE OF ISSUE	
03/24/2023	

A NEW WAREHOUSE FOR:

JENK'S CROSSING WAREHOUSE / OFFICE BUILDING

1399 A JENKS AVE
13TH STREET AND JENKS COMMERCE PARK, PANAMA CITY, FL

c. dennis evans
architectural design & planning
3704 thomas drive panama city beach, florida 32407 p.o. box 5951 (850) 235-3812
architectural registration - florida 12014 georgia 4094 alabama 3225 ncarb 25341

PERMIT DRAWINGS

E1.1
13 SHEETS TOTAL

PROJECT NO.
22-16-R

STATE OF FLORIDA — CARL DENNIS EVANS — LICENSE NO. AR 0012014 — REGISTERED ARCHITECT
07/30/2023

This document has been digitally signature and sealed by Carl Dennis Evans on the date adjacent to the seal.
Printed copies of this document are not considered signed and sealed and the signature must be verified on any electronic copies.