

LEASE

Adams on the Plaza- Class A Downtown Office Space

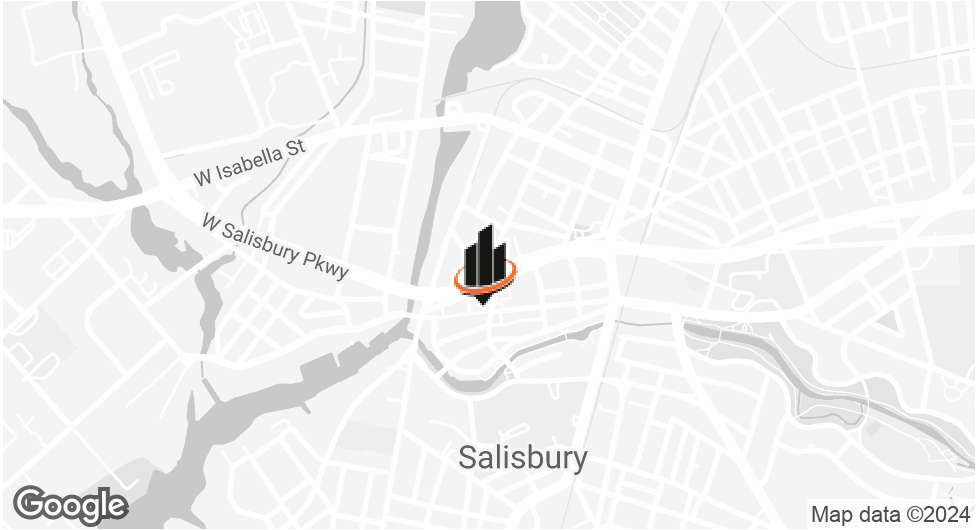
100 W MAIN ST
Salisbury, MD 21801

PRESENTED BY:

ANDREW BALL
O: 410.543.2440 x118
andy.ball@svn.com
MD #36569



PROPERTY SUMMARY



OFFERING SUMMARY

LEASE RATE:	\$14.00 - 18.00 SF/yr (MG; Gross)
BUILDING SIZE:	11,407 SF
AVAILABLE SF:	550 - 3,411 SF
YEAR BUILT:	1914
ZONING:	CBD
MARKET:	MD Eastern Shore
APN:	09045627

ANDREW BALL
O: 410.543.2440 x118
andy.ball@svn.com
MD #36569





PROPERTY OVERVIEW

Join downtown Salisbury's growth and limitless business opportunity

PROPERTY HIGHLIGHTS

- Class A office available for occupancy 6/1
- Flexible configurations and square feet available
- Main office space is 2218 SF with 1193 SF mezzanine
- Smaller options from 550 SF-2220 rentable SF are available
- Elevator to second floor units and mezzanine
- Convenient location off of S. Division and Main
- Current Tenant on ground and mezzanine is leaving most of their furniture and fixtures

ADDITIONAL PHOTOS



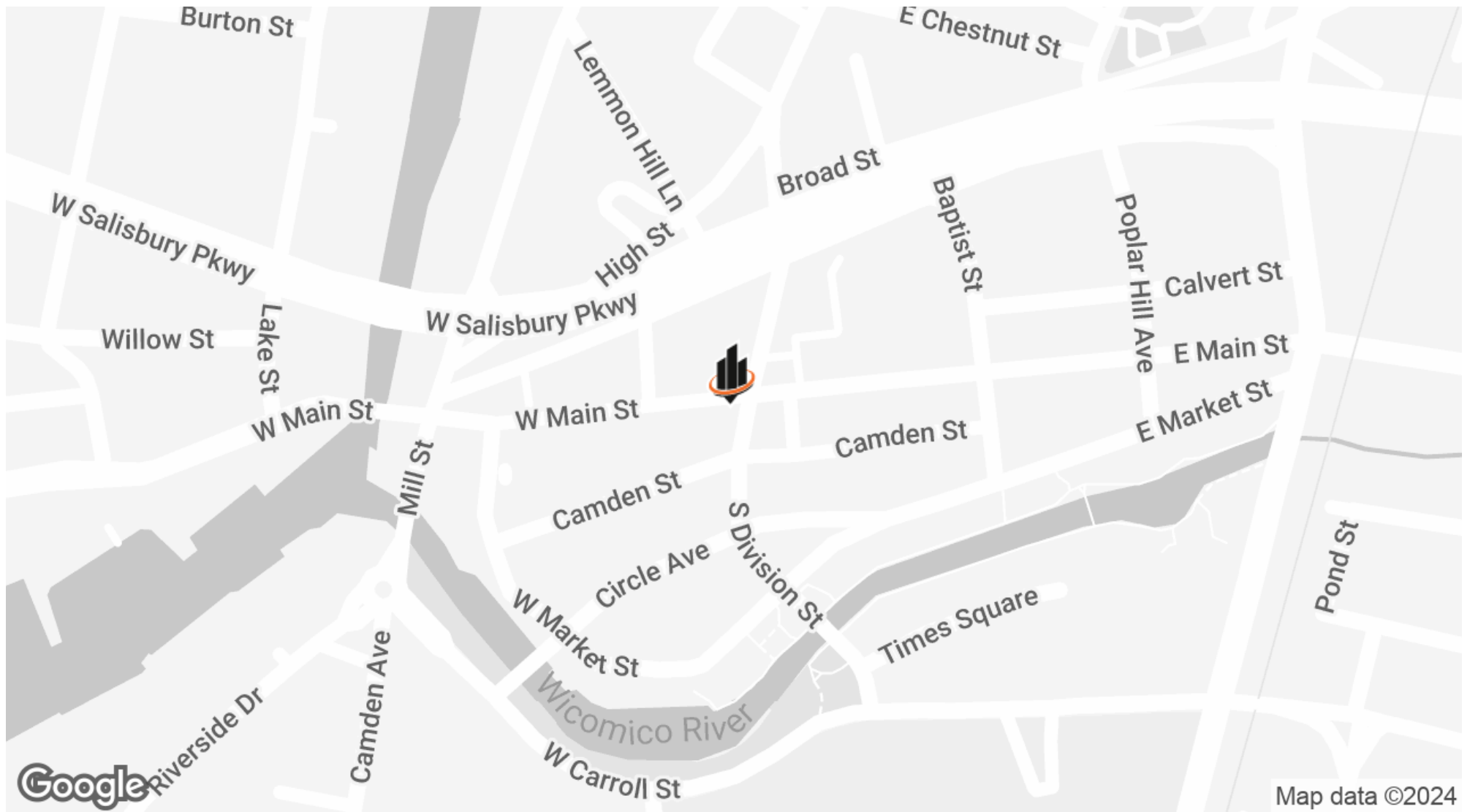
ANDREW BALL

O: 410.543.2440 x118

andy.ball@svn.com

MD #36569

LOCATION MAP



ANDREW BALL

O: 410.543.2440 x118

andy.ball@svn.com

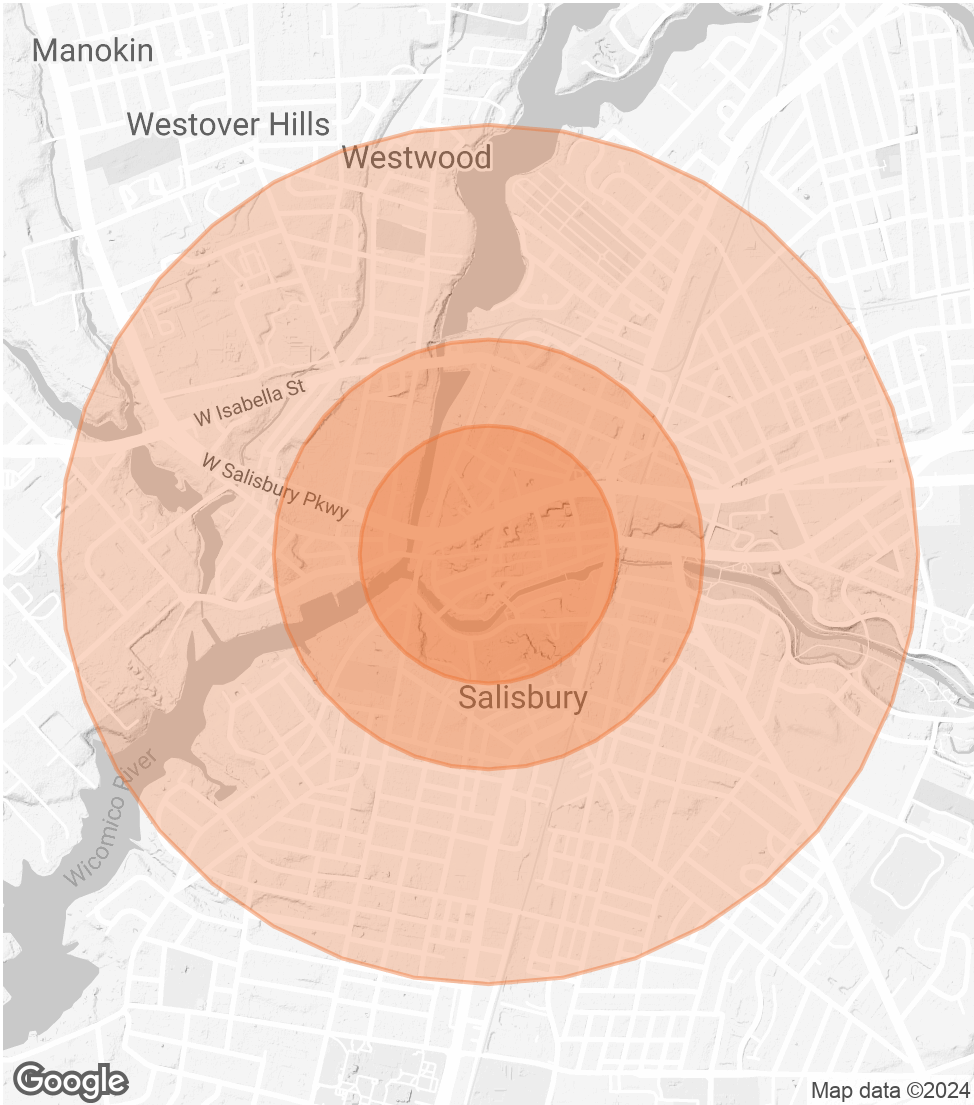
MD #36569

DEMOGRAPHICS MAP & REPORT

POPULATION	0.3 MILES	0.5 MILES	1 MILE
TOTAL POPULATION	990	2,697	11,677
AVERAGE AGE	39	38	37
AVERAGE AGE (MALE)	0	0	0
AVERAGE AGE (FEMALE)	0	0	0

HOUSEHOLDS & INCOME	0.3 MILES	0.5 MILES	1 MILE
TOTAL HOUSEHOLDS	442	1,156	4,534
# OF PERSONS PER HH	2.2	2.3	2.6
AVERAGE HH INCOME	\$64,661	\$62,928	\$66,502
AVERAGE HOUSE VALUE	\$227,048	\$221,305	\$218,927

Demographics data derived from AlphaMap



ANDREW BALL
O: 410.543.2440 x118
andy.ball@svn.com
MD #36569