

# Residential Home Building Opportunity

APOPKA, FL



## OFFERING MEMORANDUM

**KW COMMERCIAL**  
11 S Bumby Ave.,  
Suite 200  
Orlando, FL 32803

**PRESENTED BY:**

**MARK ARNOLD**  
Managing Director  
O 407.353.6391  
C 407.353.6391  
marnold@kwcommercial.com  
FL #BK3220138



## Residential Land - Sheeler Avenue, Apopka



**SALE PRICE:** \$380,000

**PRICE PER ACRE:** \$81,897

**LOT SIZE:** 4.64 Acres

**APN #:** 152128396000081

**ZONING:** R-1, FLU Residential Low - 5 DUAs

**MARKET:** Western Orange County

**SUB MARKET:** East Apopka, South Of SR441

**CROSS STREETS:** Sheeler Ave & Jeffcoat Street

### PROPERTY OVERVIEW

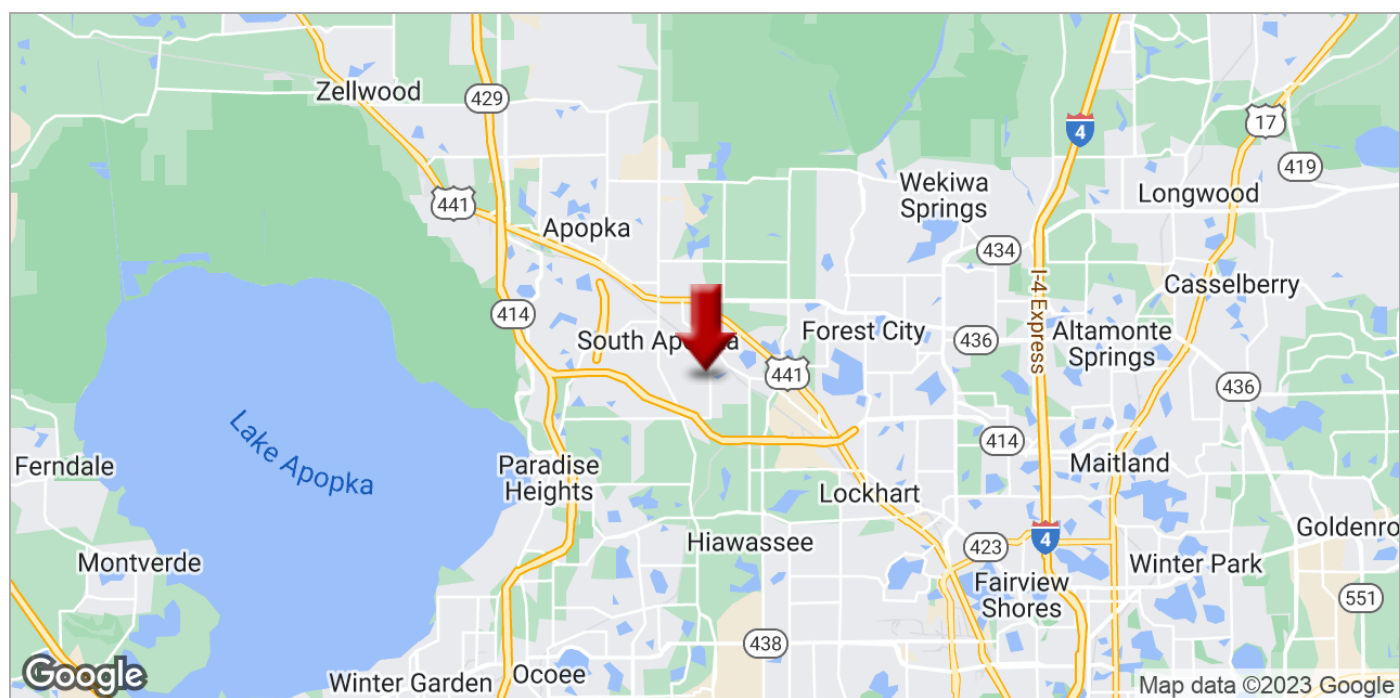
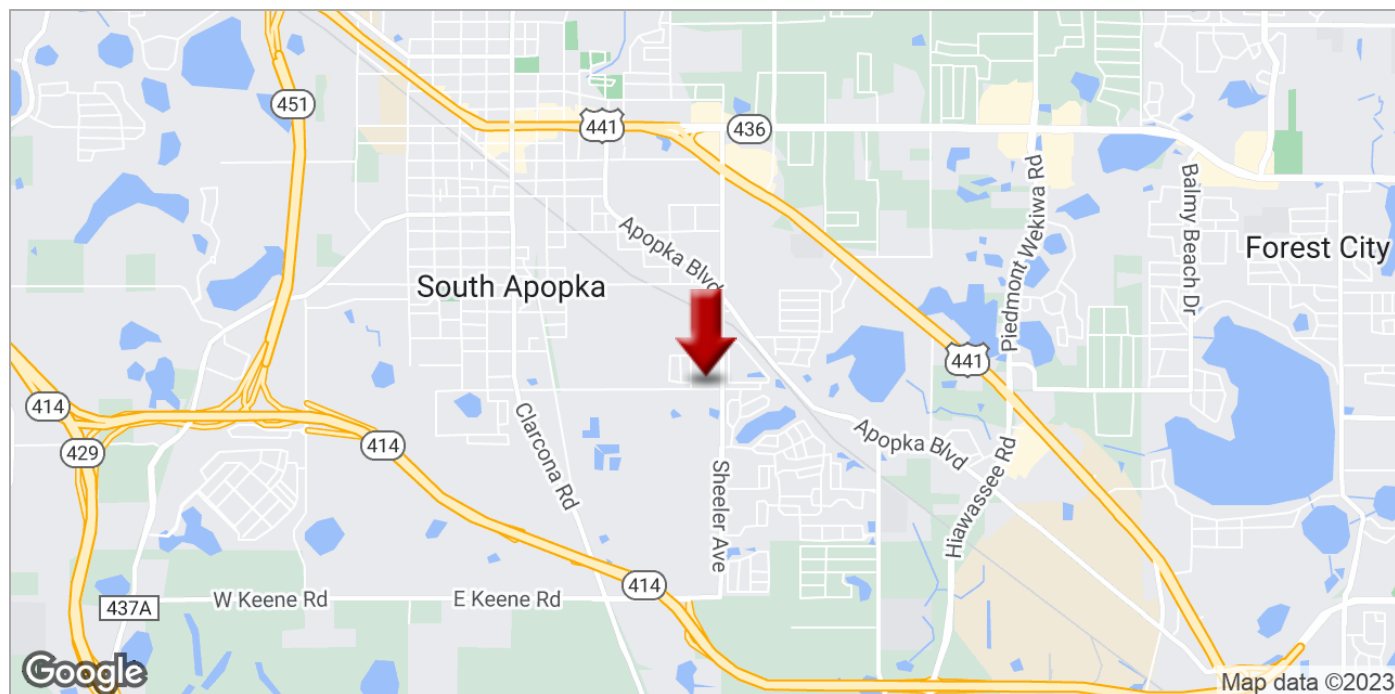
The acreage offers a great opportunity for Developers-Builders with the expectation that approximately twenty or more single family residences will be developed and constructed on the property. The re-development of 1390 Sheeler Ave will create an enclosed, single family residential subdivision with tree shaded common areas, conservation areas and fencing.

Starter Homes - Cottage Homes - Affordable Housing.

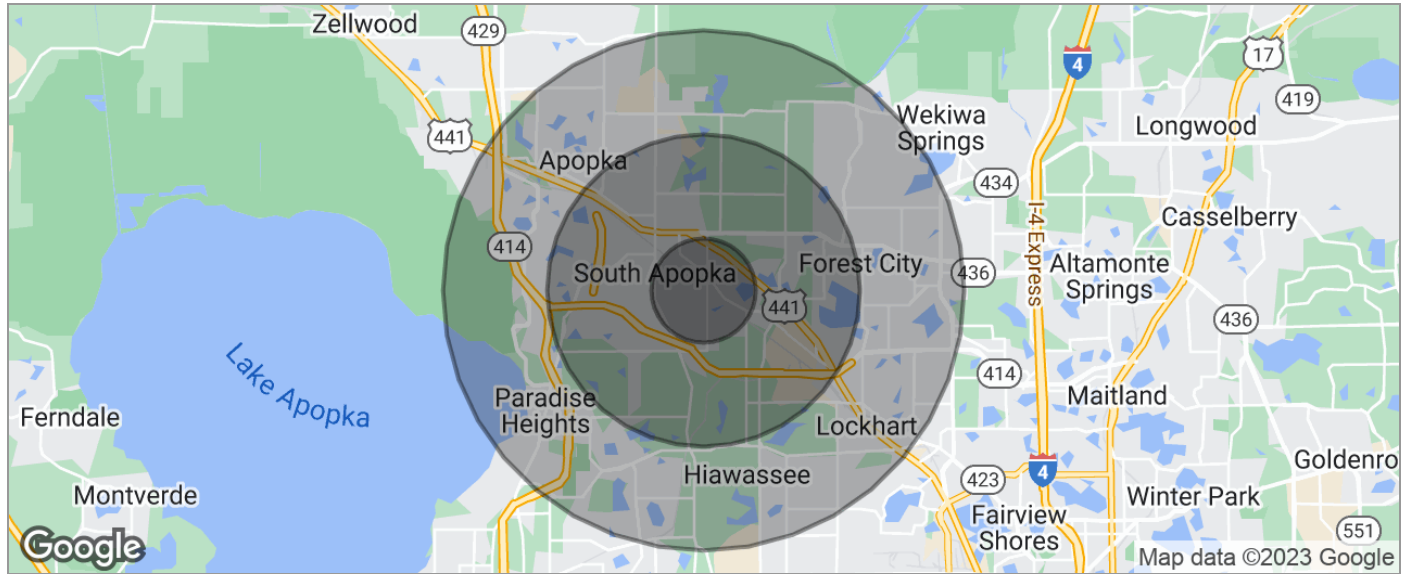
### PROPERTY FEATURES

- The 4.645 acre property is presently zoned R-1.
- FLU land use designation of Residential Low, which allows up to five dwelling units per acre.
- Approximately 330' of frontage along Sheeler Avenue.
- Approximately 625' deep.
- Utilities to site
- 5,100 Vehicles Per Day on Sheeler Ave
- Just south of the newly planned Apopka Town Center Development.

## Location Maps



# Demographics Map



POPULATION	1 MILE	3 MILES	5 MILES
TOTAL POPULATION	5,345	50,700	154,810
MEDIAN AGE	34.8	36.1	35.9
MEDIAN AGE (MALE)	32.6	34.9	35.2
MEDIAN AGE (FEMALE)	37.0	36.9	36.5
HOUSEHOLDS & INCOME	1 MILE	3 MILES	5 MILES
TOTAL HOUSEHOLDS	2,019	18,481	55,880
# OF PERSONS PER HH	2.6	2.7	2.8
AVERAGE HH INCOME	\$52,702	\$62,982	\$69,517
AVERAGE HOUSE VALUE	\$165,422	\$217,520	\$232,508
RACE	1 MILE	3 MILES	5 MILES
% WHITE	53.3%	68.1%	63.6%
% BLACK	33.7%	19.3%	25.0%
% ASIAN	2.6%	2.3%	3.3%
% HAWAIIAN	0.1%	0.1%	0.1%
% INDIAN	0.7%	0.3%	0.1%
% OTHER	7.6%	7.2%	5.4%
ETHNICITY	1 MILE	3 MILES	5 MILES
% HISPANIC	19.1%	23.7%	19.6%

\* Demographic data derived from 2020 ACS - US Census