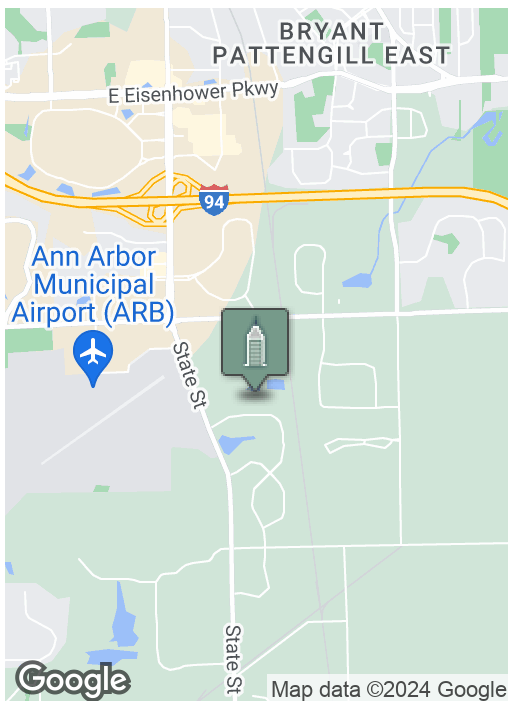


2.8 - 5.6 Acres Vacant Land - Pittsfield Twp

4343 CONCOURSE DRIVE, ANN ARBOR, MI 48108



FOR SALE



SUMMARY

Sale Price:

5.6 Acres - \$850,000

2.8 Acres - \$475,000

Zoning:

BD (Business District)

Parcel ID:

L-12-06-282-002

PROPERTY OVERVIEW

- Partially developed 10.44 acre site with approximately 5.62 acres available
- 10.44 acre site was previously approved for three 33,000 SF office buildings, one which was constructed in 2006
- 10.44 acre site has a water retention pond
- 5.62 acre portion of the site has two pads, utilities and infrastructure in place.

***Building
relationships.***

208 East Washington Street ,

734.663.0501

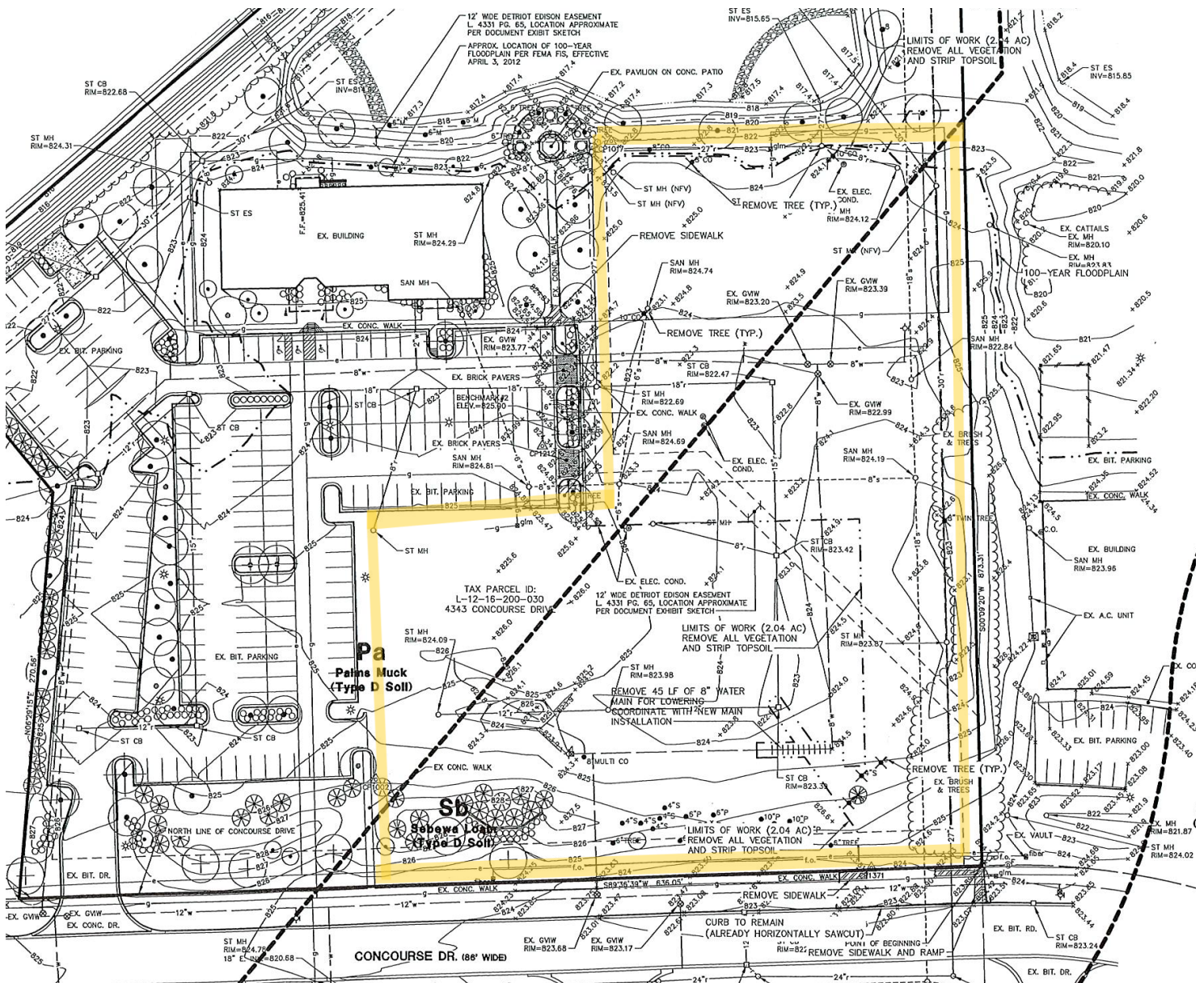
Bart Wise

734.358.0354

BARTW@SWISHERCOMMERCIAL.COM

SWISHERCOMMERCIAL.COM

4343 CONCOURSE DRIVE, ANN ARBOR, MI 48108



***Building
relationships.***

208 East Washington Street,

734.663.0501

Bart Wise

734.358.0354

BARTW@SWISHERCOMMERCIAL.COM

SWISHERCOMMERCIAL.COM

2.8 - 5.6 Acres of Vacant Land for Sale - Pittsfield Twp

4343 CONCOURSE DRIVE, ANN ARBOR, MI 48108



Swisher
COMMERCIAL



***Building
relationships.***

208 East Washington Street ,

734.663.0501

Bart Wise

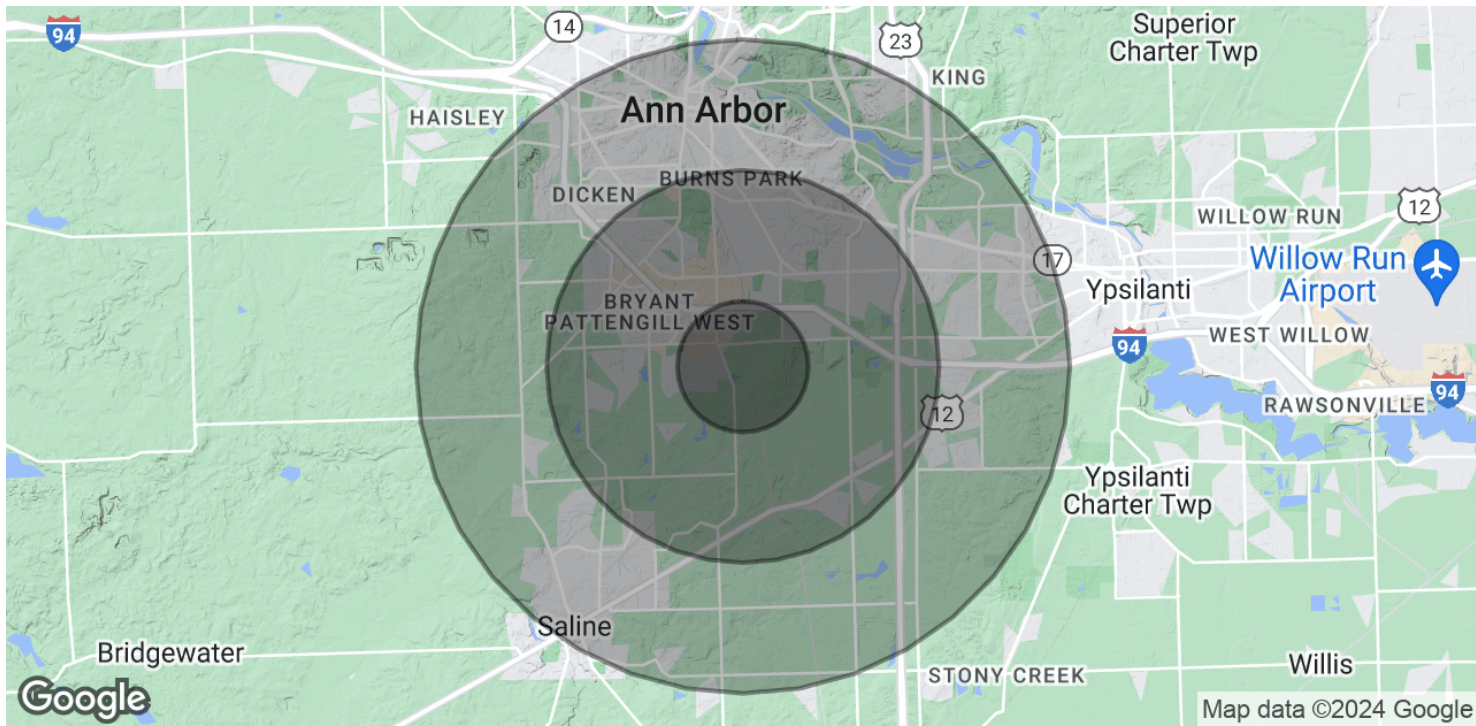
734.358.0354

BARTW@SWISHERCOMMERCIAL.COM

SWISHERCOMMERCIAL.COM

2.8 - 5.6 Acres of Vacant Land for Sale - Pittsfield Twp

4343 CONCOURSE DRIVE, ANN ARBOR, MI 48108



POPULATION	1 MILE	3 MILES	5 MILES
Total Population	1,906	50,365	160,689
Average Age	34.1	38.5	34.9
Average Age (Male)	30.4	37.3	33.8
Average Age (Female)	39.9	39.9	35.9
HOUSEHOLDS & INCOME	1 MILE	3 MILES	5 MILES
Total Households	1,023	22,981	67,326
# of Persons per HH	1.9	2.2	2.4
Average HH Income	\$73,614	\$105,340	\$97,515
Average House Value	\$137,242	\$287,603	\$274,619

2020 American Community Survey (ACS)

Building
relationships.

208 East Washington Street ,

734.663.0501

Bart Wise

734.358.0354

BARTW@SWISHERCOMMERCIAL.COM

SWISHERCOMMERCIAL.COM