



Swiss Valley Farms

Davenport, Iowa 52808

Lease Rate: \$20.00 SF/yr (Gross)

Property Features

- Class A office space
- Beautiful corporate setting
- 2nd floor space with elevator access
- 1st class finishes with several offices and open area reception
- Tenant only pays janitorial
- \$20.00 PSF includes CAM tax, insurance and utilities
- Quick access to I-80 / HWY 61
- Sub-lease until August 31st, 2018



AVAILABLE SF:	1,755 SF, 2,912 SF, 4,667 SF
YEAR BUILT:	2003
ZONING:	M-1
PARCEL ID:	X3555-12
MLS ID:	7035637, 7035638, 7035639

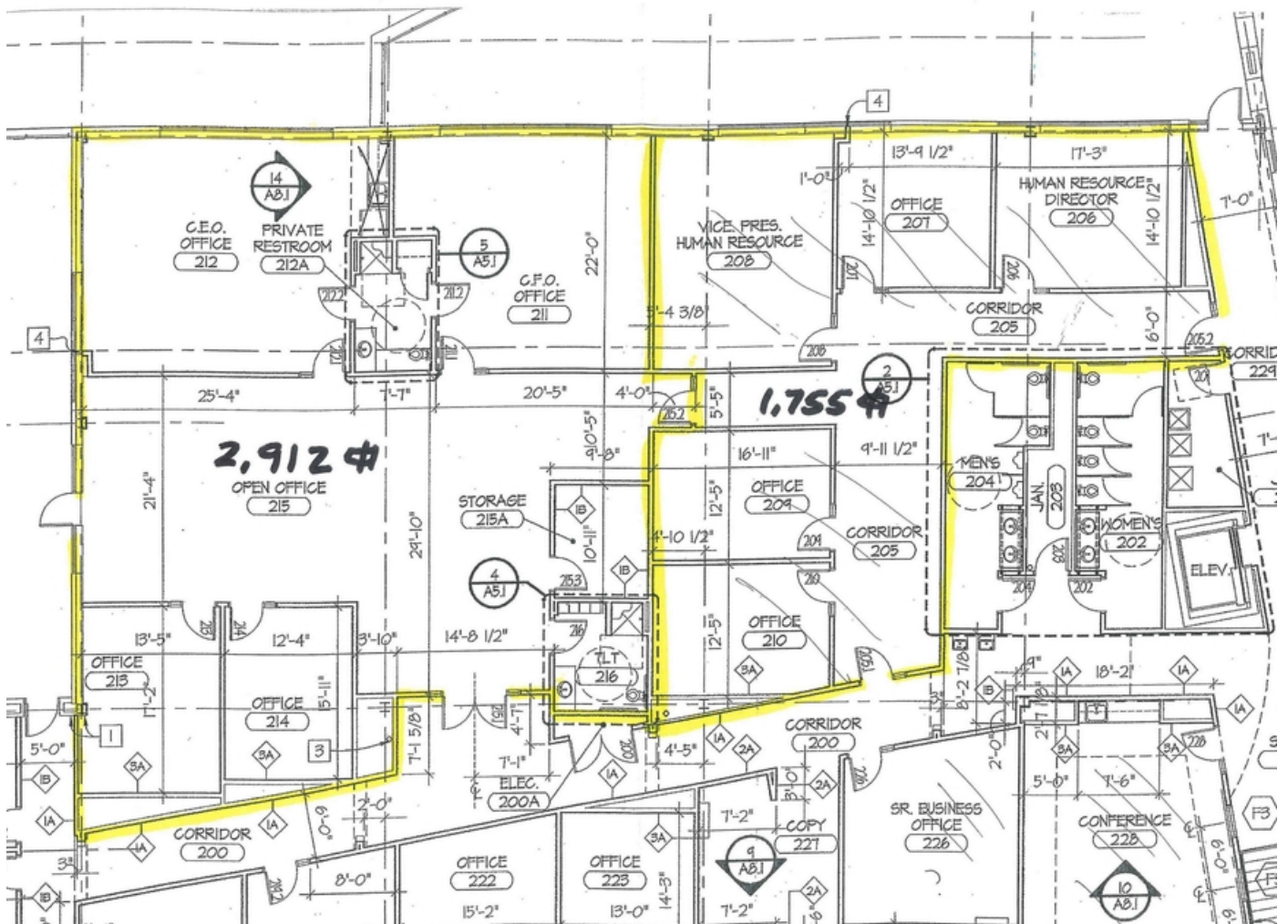
For more information:

Richard J. Schaefer

563.210.4488 • rschaefer@ruhlcommercial.com

For Sublease

Class A Office Suites



For Sublease

Class A Office Suites



Property Summary

Available SF: 1,755 SF, 2,912 SF,
4,667 SF

Lease Rate: \$20.00 PSF (Gross)

Lot Size:

Building Size: 34,906 SF

Building Class: A

Year Built: 2003

Zoning: M-1

Traffic Count: 8,200 VPD

Property Overview

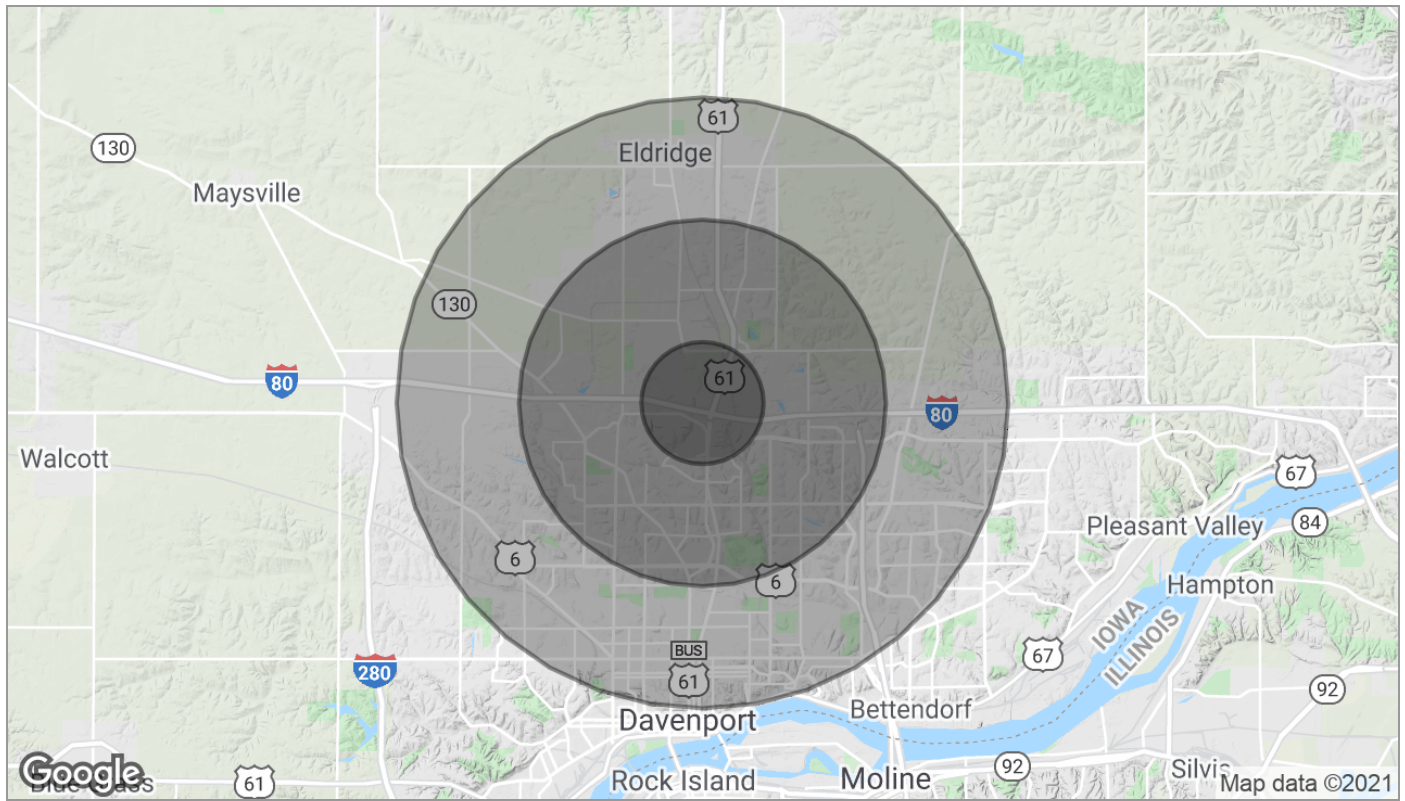
Class A office space available for sublease until August 31st, 2018. 2nd floor space with elevator access. 1st class finishes with several offices and open area reception. \$20.00 PSF gross, tenant pays only janitorial. Includes CAM, tax, insurance and utilities. Quick possession. Call LA for details.

Available Spaces


Space	Space Use	Lease Rate	Lease Type	Size (SF)
-------	-----------	------------	------------	-----------

For Sublease

Class A Office Suites



Population	1 Mile	3 Miles	5 Miles
TOTAL POPULATION	2,029	25,708	99,066
MEDIAN AGE	34.7	36.8	35.2
MEDIAN AGE (MALE)	32.7	36.1	33.9
MEDIAN AGE (FEMALE)	36.2	37.6	36.4
Households & Income	1 Mile	3 Miles	5 Miles
TOTAL HOUSEHOLDS	793	10,870	40,773
# OF PERSONS PER HH	2.6	2.4	2.4
AVERAGE HH INCOME	\$66,022	\$67,508	\$61,432
AVERAGE HOUSE VALUE	\$259,916	\$280,827	\$179,869



* Demographic data derived from 2010 US Census