

# INDUSTRIAL OFFICE SPACE FOR LEASE 2,600+/- SF Space Available

**King** Industrial  
Realty, Inc.



## 1730 Taylor Street, Atlanta, GA 30318

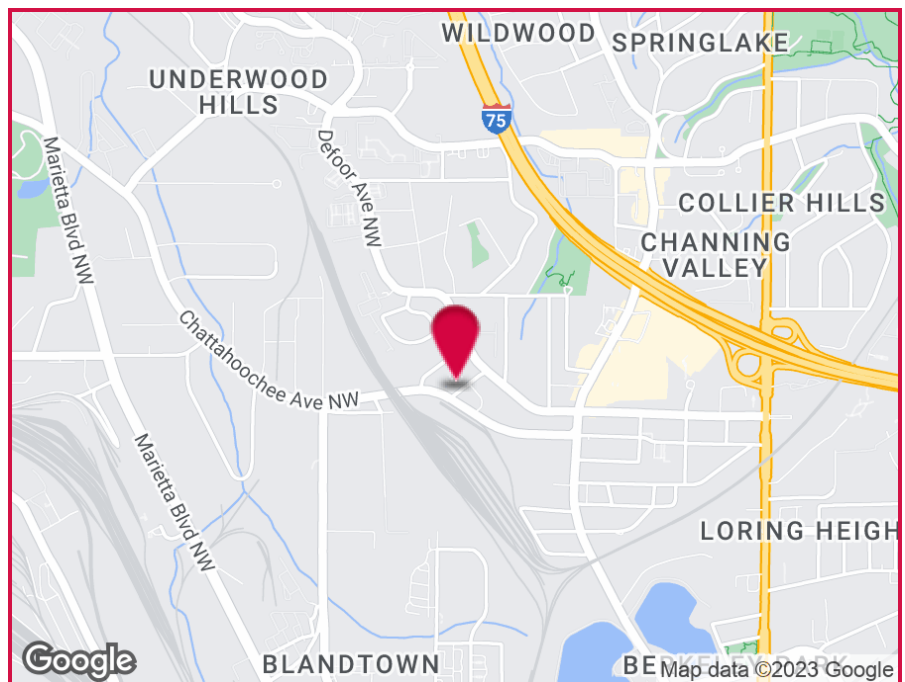
### OFFERING SUMMARY

Available SF:

Zoning: 11

### PROPERTY HIGHLIGHTS

- 1,200 SF Office Space
- 4 Private Offices
- Conference Room
- Open Work Area
- Breakroom Area
- 100% HVAC
- Easy Access to I-75
- Close to GA Tech
- Convenient West Midtown Location



For More Information Contact:

#### ED SMITH

Vice President

404.942.2082

esmith@kingindustrial.com

#### WILSON COVINGTON, SIOR

Senior Vice President

404.942.2073

wcovington@kingindustrial.com

INDUSTRIAL OFFICE SPACE FOR LEASE  
2,600+/- SF Space Available  
1730 Taylor Street, Atlanta, GA 30318

**King** Industrial  
Realty, Inc.



For More Information Contact:

**ED SMITH**

Vice President

404.942.2082

[esmith@kingindustrial.com](mailto:esmith@kingindustrial.com)

**WILSON COVINGTON, SIOR**

Senior Vice President

404.942.2073

[wcovington@kingindustrial.com](mailto:wcovington@kingindustrial.com)

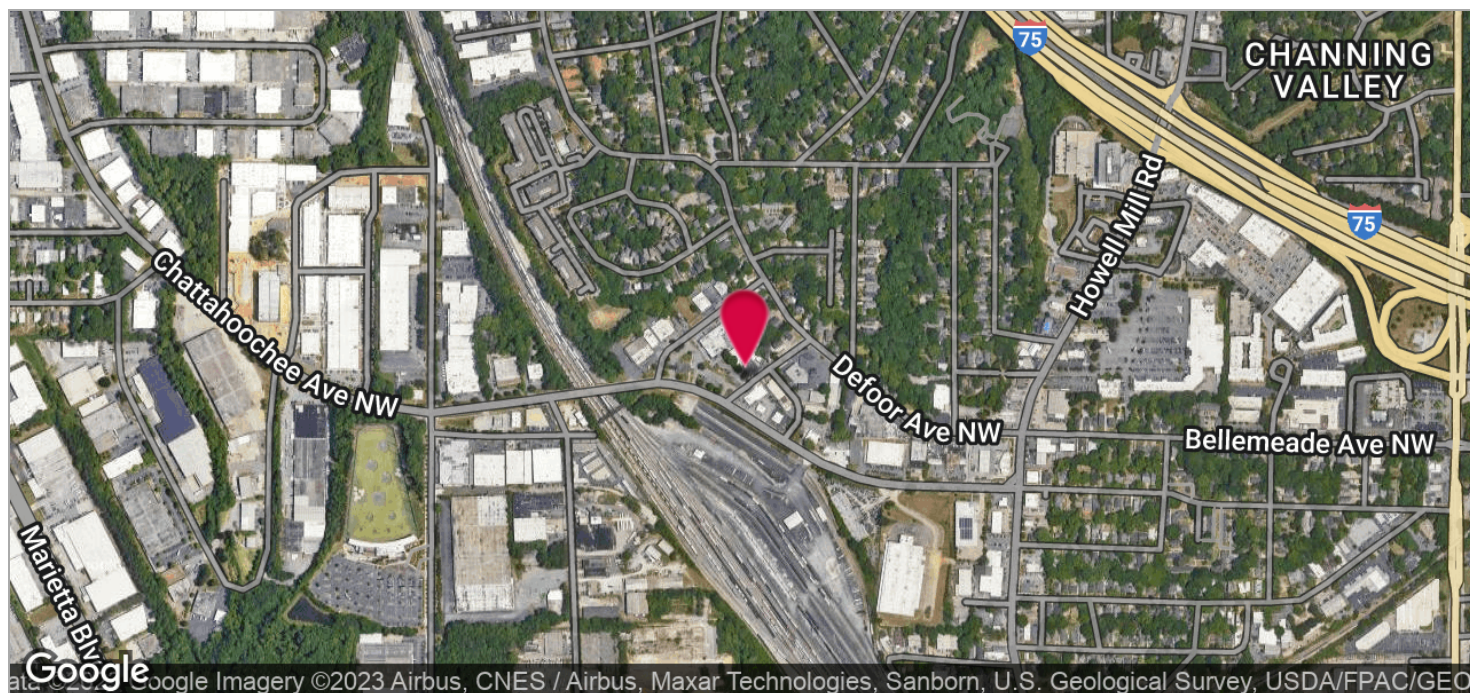
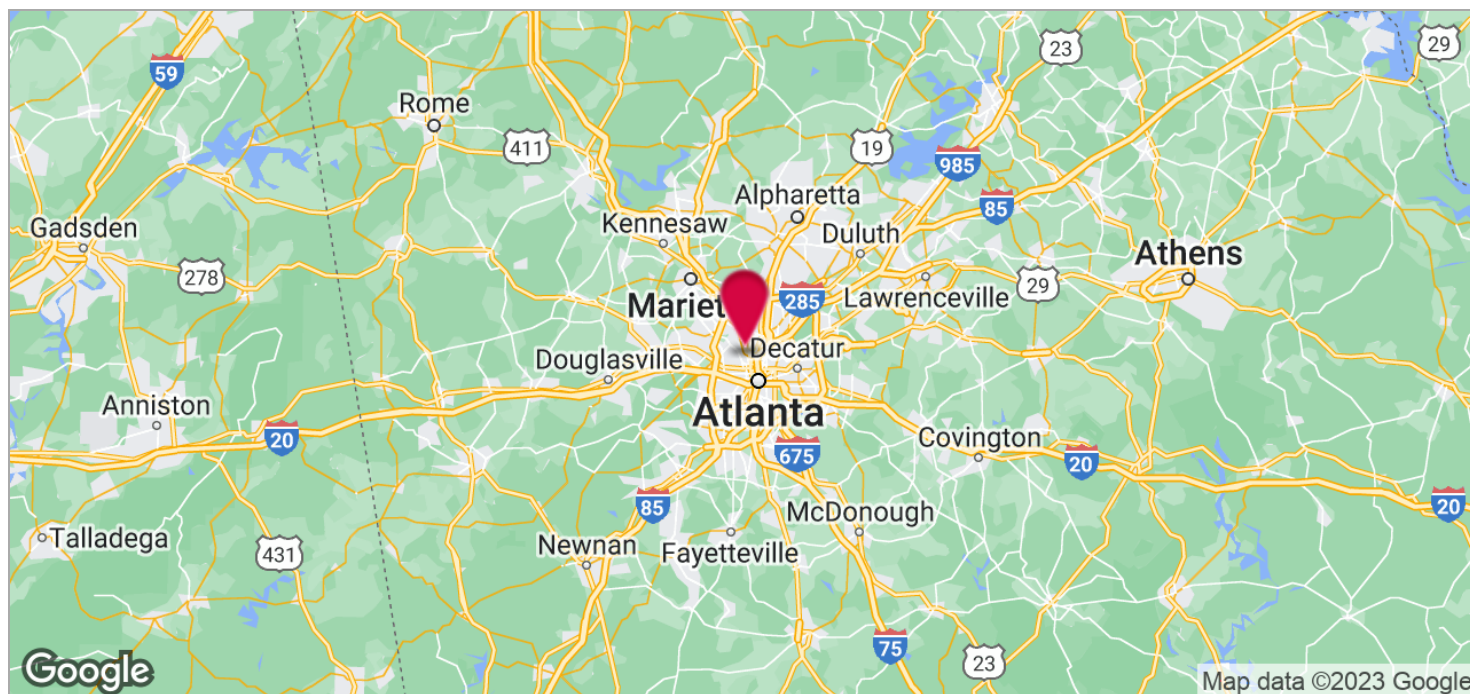


# INDUSTRIAL OFFICE SPACE FOR LEASE

## 2,600+/- SF Space Available

1730 Taylor Street, Atlanta, GA 30318

**KING** Industrial  
Realty, Inc.



For More Information Contact:

**ED SMITH**

Vice President

404.942.2082

[esmith@kingindustrial.com](mailto:esmith@kingindustrial.com)

**WILSON COVINGTON, SIOR**

Senior Vice President

404.942.2073

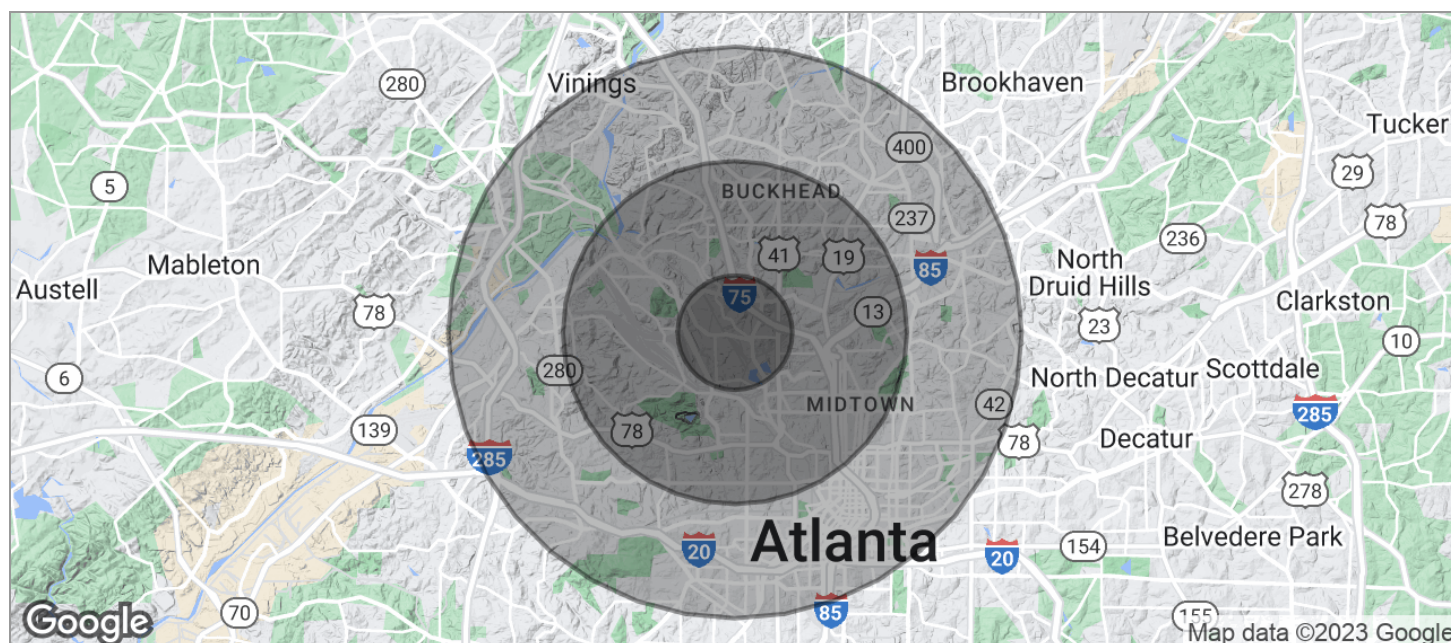
[wcovington@kingindustrial.com](mailto:wcovington@kingindustrial.com)



# INDUSTRIAL OFFICE SPACE FOR LEASE

## 2,600+/- SF Space Available

### 1730 Taylor Street, Atlanta, GA 30318



POPULATION	1 MILE	3 MILES	5 MILES
TOTAL POPULATION	7,730	101,600	275,629
MEDIAN AGE	31.3	31.8	33.6
MEDIAN AGE (MALE)	31.8	32.2	33.7
MEDIAN AGE (FEMALE)	30.6	31.7	33.8
HOUSEHOLDS & INCOME	1 MILE	3 MILES	5 MILES
TOTAL HOUSEHOLDS	3,889	39,529	121,855
# OF PERSONS PER HH	2.0	2.6	2.3
AVERAGE HH INCOME	\$90,254	\$98,212	\$90,968
AVERAGE HOUSE VALUE	\$496,181	\$456,467	\$419,608
RACE	1 MILE	3 MILES	5 MILES
% WHITE	71.2%	55.4%	48.9%
% BLACK	12.5%	33.8%	41.9%
% ASIAN	13.8%	7.0%	4.8%
% HAWAIIAN	0.0%	0.0%	0.0%
% INDIAN	0.0%	0.2%	0.2%
% OTHER	1.2%	1.8%	2.5%
ETHNICITY	1 MILE	3 MILES	5 MILES
% HISPANIC	7.9%	5.0%	5.4%

\* Demographic data derived from 2020 ACS - US Census

For More Information Contact:

**ED SMITH**

Vice President

404.942.2082

esmith@kingindustrial.com

**WILSON COVINGTON, SIOR**

Senior Vice President

404.942.2073

wcovington@kingindustrial.com