



FRANK & BROWN RD. DEVELOPMENT OPPORTUNITY

1100 FRANK RD.
COLUMBUS, OH 43223

Seth Asman
Senior Advisor
614.747.2052
seth.asman@svn.com



1 PROPERTY INFORMATION

1100 Frank Rd.
Columbus, OH 43223

Executive Summary



OFFERING SUMMARY

Sale Price:	\$1,300,000
Lot Size:	1.44 Acres
Zoning:	Commercial
Price / SF:	\$20.72

PROPERTY OVERVIEW

Prime land development opportunity in South Columbus. Nine commercial parcels available.

PROPERTY HIGHLIGHTS

- Hot Columbus intersection at Frank & Brown Rds just off I-70 at Frank Rd exit.
- 25,000 Daily Traffic Count
- Zoned Commercial, approved for Gas Station, Retail, Grocery/Convenience

Property Description

PROPERTY OVERVIEW

Prime land development opportunity in South Columbus. Nine commercial parcels available.

LOCATION OVERVIEW

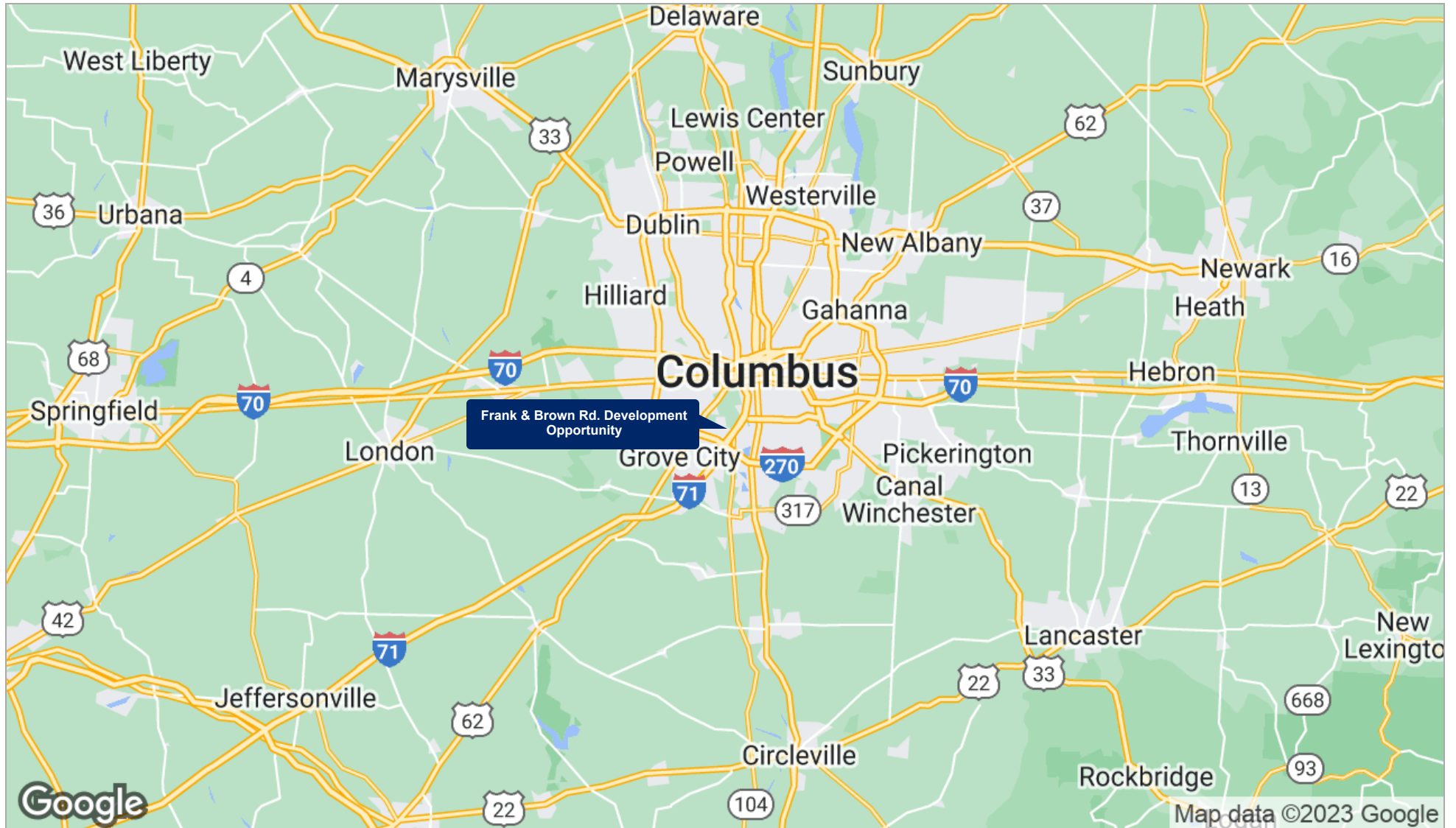
Desirable South Columbus corridor featuring Residential and Commercial Properties (Industrial, Office, Retail). 252,000 residents within five miles, and 3,150 businesses within three miles. Columbus, Ohio is #1 in the Midwest in Job Growth and Population Growth. Columbus, Ohio has an MSA population of approximately 2,000,000 and is home to over 50 universities and 135,000 College Students.

2 LOCATION INFORMATION

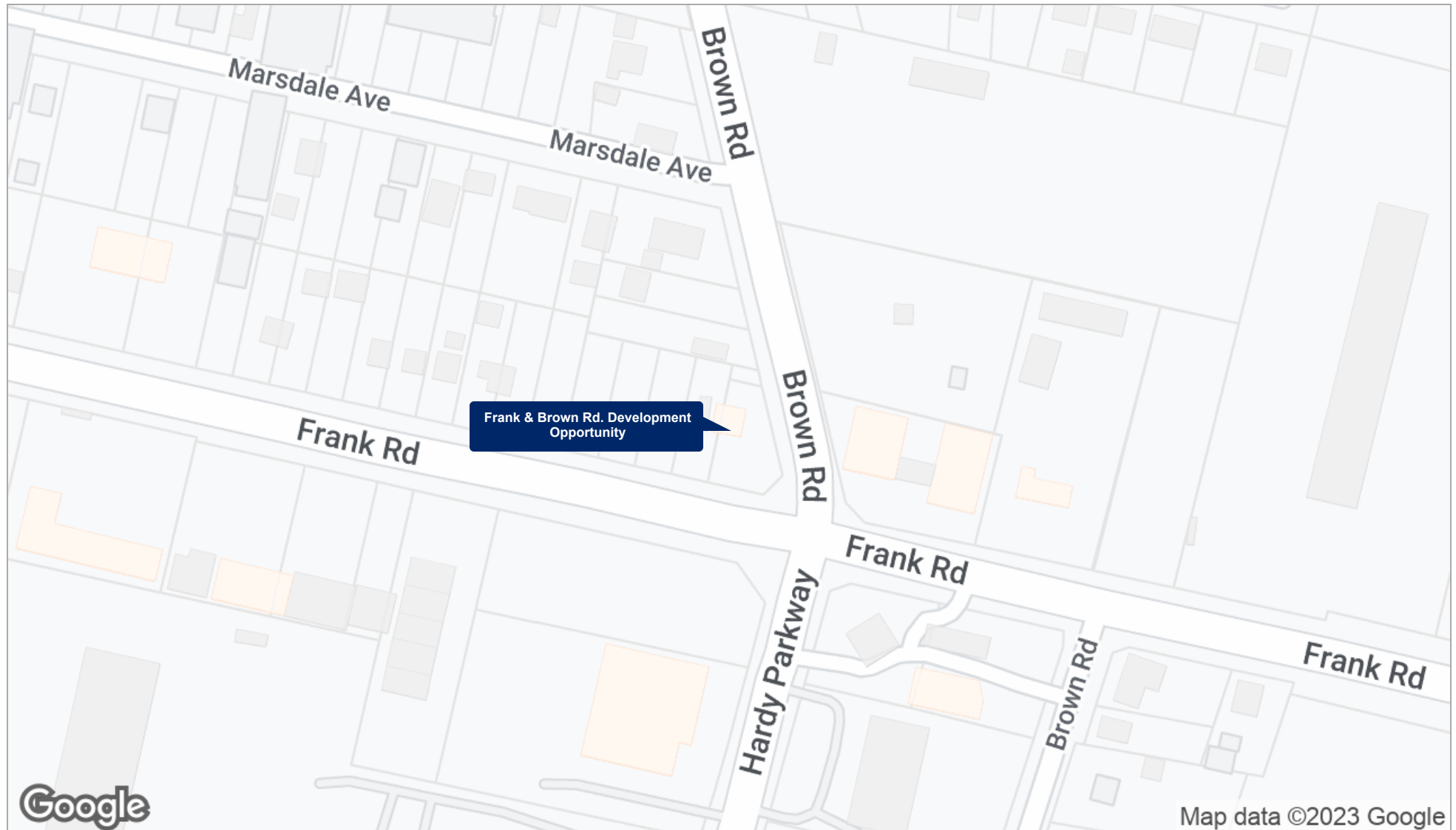
1100 Frank Rd.
Columbus, OH 43223

Frank Rd

Regional Map



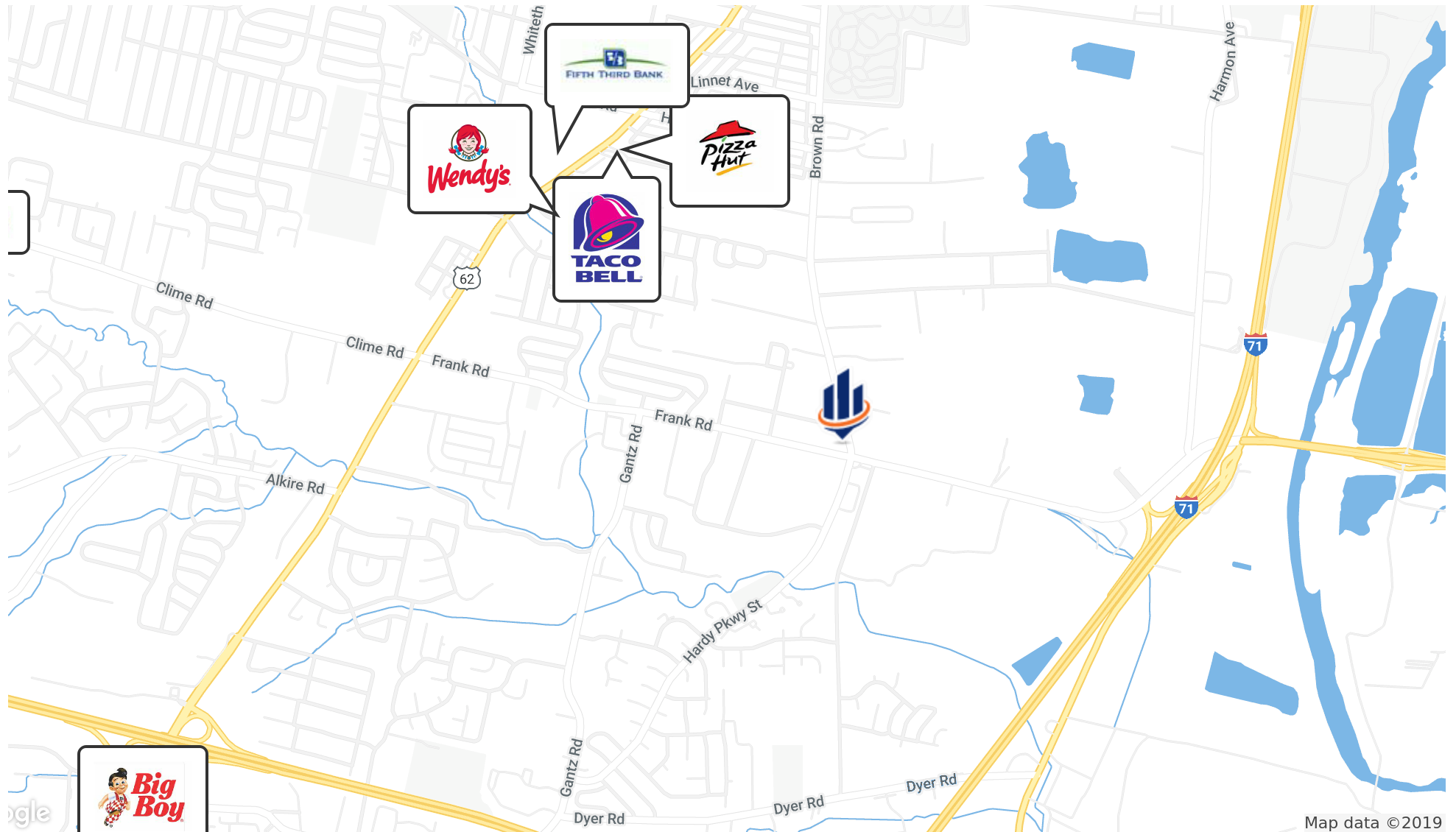
Location Maps



Aerial Map



Retailer Map



Additional Photos



Additional Photos



3

DEMOGRAPHICS

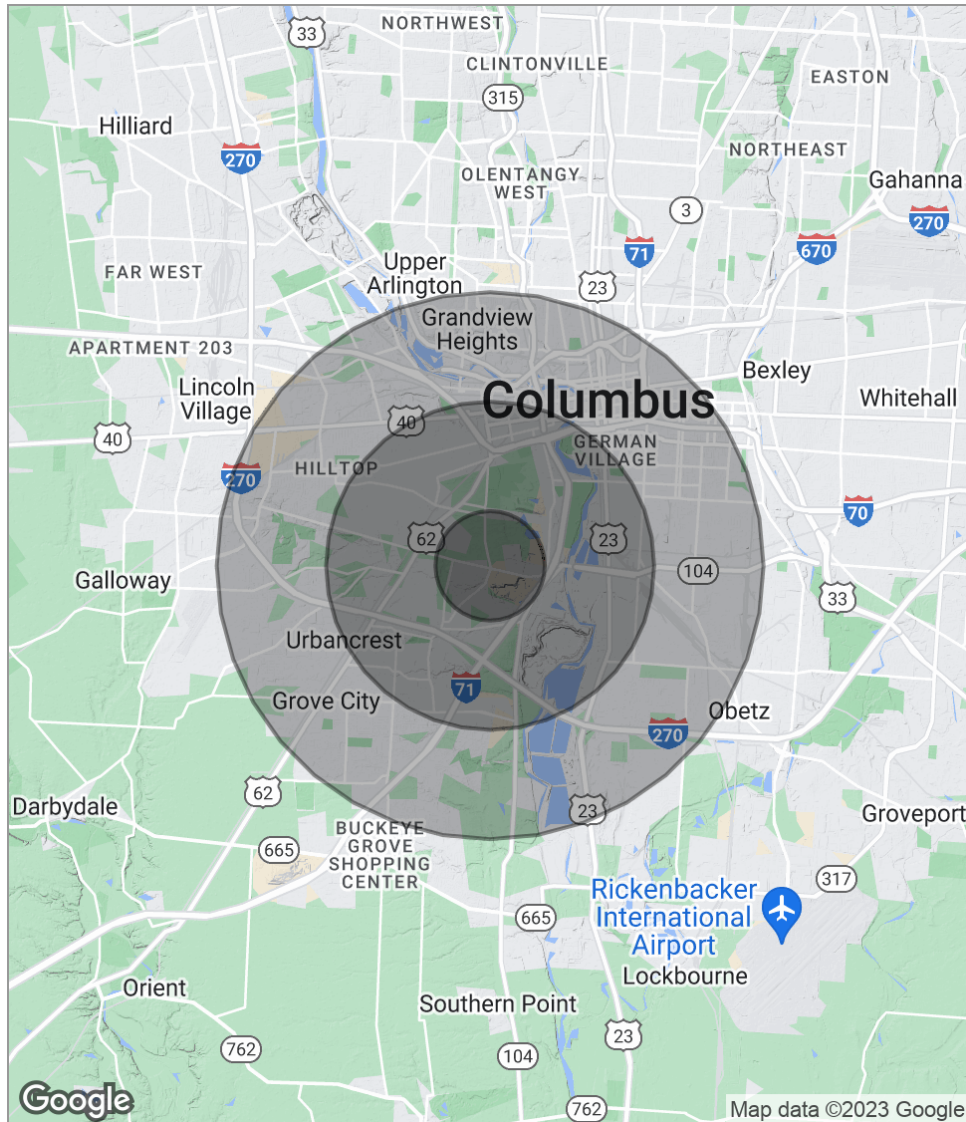
1100 Frank Rd.
Columbus, OH 43223

Demographics Report

	1 MILE	3 MILES	5 MILES
Total population	8,465	134,515	314,800
Median age	38.8	30.1	31.7
Median age (Male)	39.3	30.1	31.0
Median age (Female)	37.5	30.1	32.5
Total households	5,429	55,814	127,252
Total persons per HH	1.6	2.4	2.5
Average HH income	\$64,158	\$45,796	\$48,947
Average house value	\$290,032	\$192,704	\$166,850

** Demographic data derived from 2020 ACS - US Census*

Demographics Map



POPULATION	1 MILE	3 MILES	5 MILES
Total population	8,465	134,515	314,800
Median age	38.8	30.1	31.7
Median age (Male)	39.3	30.1	31.0
Median age (Female)	37.5	30.1	32.5
HOUSEHOLDS & INCOME	1 MILE	3 MILES	5 MILES
Total households	5,429	55,814	127,252
# of persons per HH	1.6	2.4	2.5
Average HH income	\$64,158	\$45,796	\$48,947
Average house value	\$290,032	\$192,704	\$166,850

** Demographic data derived from 2020 ACS - US Census*

4 ADVISOR BIOS

1100 Frank Rd.
Columbus, OH 43223

Advisor Bio & Contact 1

SETH ASMAN

Senior Advisor



Easton Town Center, 4200 Regent Street, Suite 200
Columbus , OH 43219

T 614.747.2052

C 614.747.2052

seth.asman@svn.com

PROFESSIONAL BACKGROUND

Seth Asman is a Top 50 / Top 3% nationally ranked SVN advisor. His office is a Top 10 Commercial Real Estate Firm based in Columbus, Ohio and is ranked in the top 25% of over 200 national SVN Franchise Offices. He is a 2021 Partners Circle recipient, and in 2022 Mr. Asman was named as one of 5 Top Commercial Producers by the Columbus Board of Realtors.

With 20+ Years of business and consulting experience, Mr. Asman specializes in complex real estate transactions involving Investors, Businessowners, Bank-Owned and Estate interests. His team has helped clients evaluate and transact Multifamily Housing, Land Development, Storage, SFRP/BFR, Office Investment, Manufacturing/Industrial, and Retail. Mr. Asman has been recognized with the SVN Achiever's Award, and most recently received Partner's Circle recognition, SVN's highest honor for its advisors.

Current projects for Mr. Asman include multifamily, land, and development. His team also has several ongoing assignments in Retail, Storage and Office.

Mr. Asman earned a B.S. in Business Administration from Susquehanna University. He is a licensed real estate agent, a member of the Columbus Board of Realtors, the Ohio Association of Realtors, and a member of the National Association of Realtors.

EDUCATION

Bachelor of Science Susquehanna University, Selinsgrove, PA.
Business Management

MEMBERSHIPS & AFFILIATIONS

NAR, OAR, Columbus Realtors