

RETAIL FOR LEASE



1340 Glendale Blvd., , Echo Park, CA 90026



PROPERTY SUMMARY

Available SF: 1,000 - 2,000 SF

Lease Rate: \$4.95 SF/yr (NNN)

Building Size: 5,000 SF

PROPERTY HIGHLIGHTS

- - Approx. 5,000 SQ FT Ground Floor Retail/Restaurant
- - 1,000 SQ FT Rooftop Terrace
- - Subterranean & Ample Street
- - Landlord will pay for CUP
- - Asking \$4.95 sq/ft (negotiable)

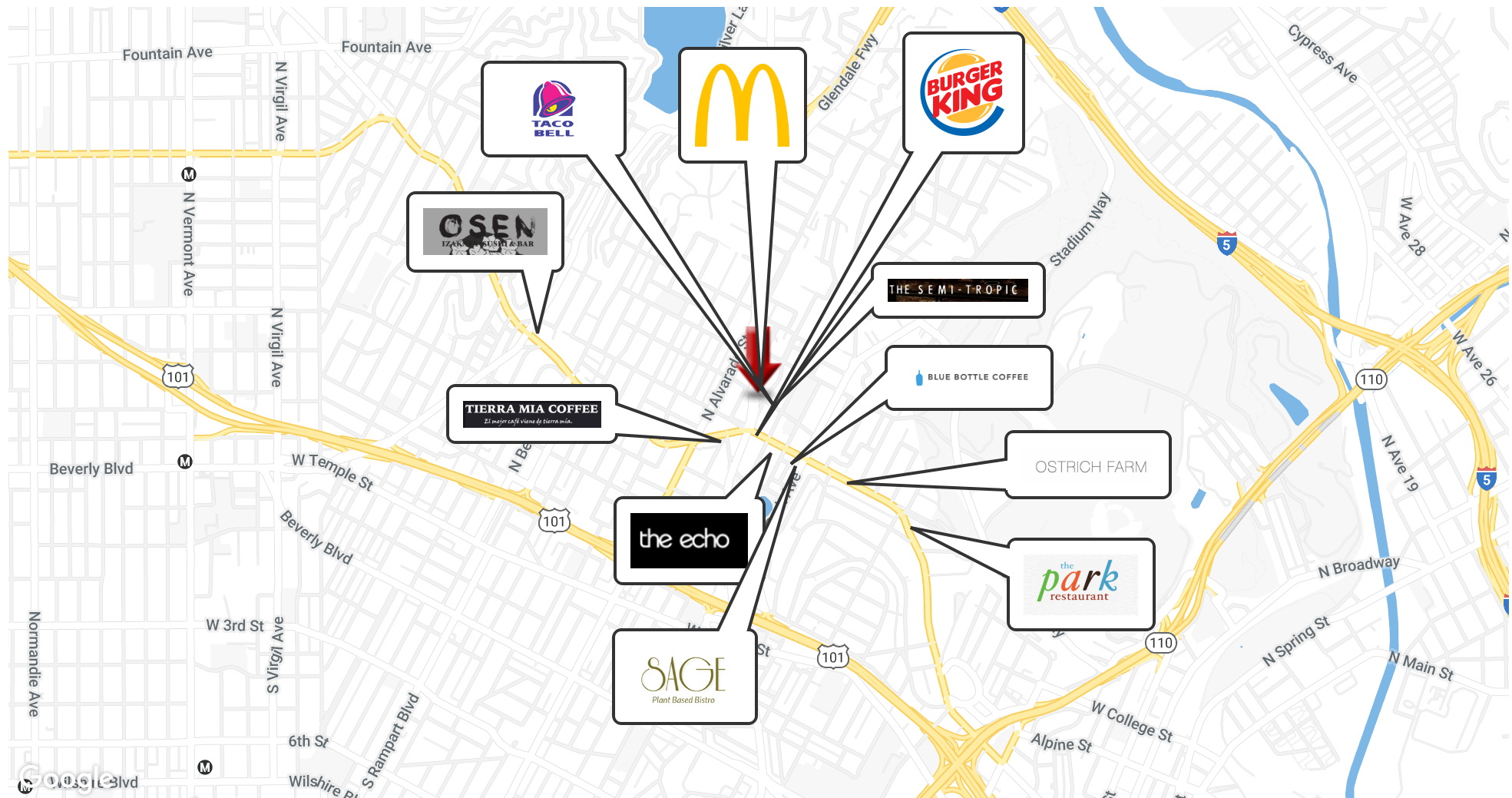
KW COMMERCIAL
439 N. Canon Drive,
3rd Floor
Beverly Hills, CA 90210

GURU THAPAR, NPCC
Associate
O: 310.431.9643
C: 818.929.0536
guru@kw.com
CA DRE# #01963206

Each Office Independently Owned and Operated kwcommercial.com

We obtained the information above from sources we believe to be reliable. However, we have not verified its accuracy and make no guarantee, warranty or representation about it. It is submitted subject to the possibility of errors, omissions, change of price, rental or other conditions, prior sale, lease or financing, or withdrawal without notice. We include projections, opinions, assumptions or estimates for example only, and they may not represent current or future performance of the property. You and your tax and legal advisors should conduct your own investigation of the property and transaction.

1340 Glendale Blvd., , Echo Park, CA 90026



KW COMMERCIAL
439 N. Canon Drive,
3rd Floor
Beverly Hills, CA 90210

GURU THAPAR, NPCC
Associate
O: 310.431.9643
C: 818.929.0536
guru@kw.com
CA DRE# #01963206

Each Office Independently Owned and Operated kwcommercial.com

We obtained the information above from sources we believe to be reliable. However, we have not verified its accuracy and make no guarantee, warranty or representation about it. It is submitted subject to the possibility of errors, omissions, change of price, rental or other conditions, prior sale, lease or financing, or withdrawal without notice. We include projections, opinions, assumptions or estimates for example only, and they may not represent current or future performance of the property. You and your tax and legal advisors should conduct your own investigation of the property and transaction.

RETAIL FOR LEASE

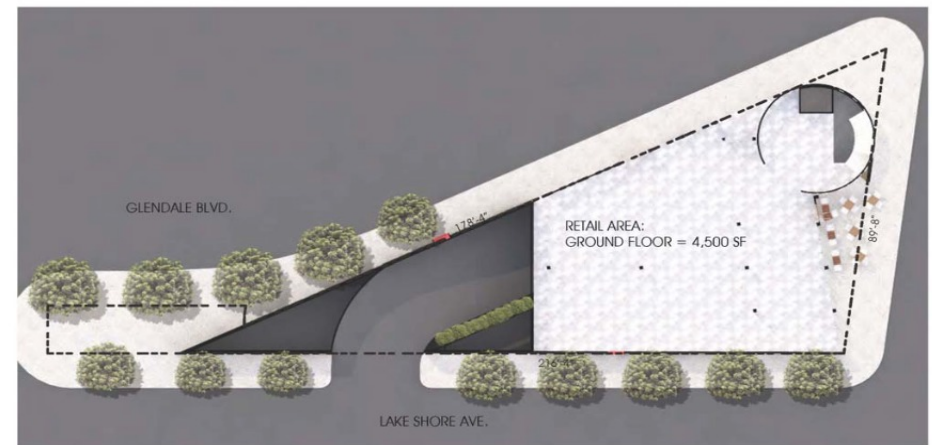
1340 Glendale Blvd., , Echo Park, CA 90026



CSA 1340 GLENDALE BLVD.

SECOND FLOOR

JUNE 27, 2016



CSA 1340 GLENDALE BLVD.

GROUND FLOOR

JUNE 27, 2016

KW COMMERCIAL
439 N. Canon Drive,
3rd Floor
Beverly Hills, CA 90210

GURU THAPAR, NPCC
Associate
O: 310.431.9643
C: 818.929.0536
guru@kw.com
CA DRE# #01963206

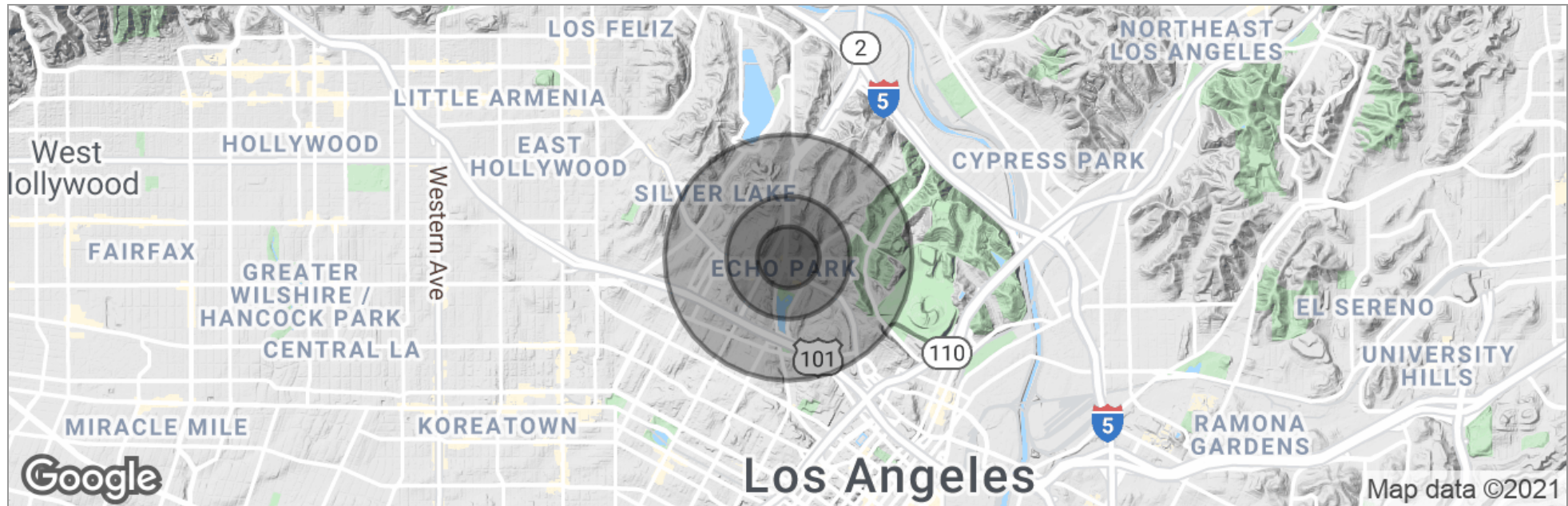
Each Office Independently Owned and Operated kwcommercial.com

We obtained the information above from sources we believe to be reliable. However, we have not verified its accuracy and make no guarantee, warranty or representation about it. It is submitted subject to the possibility of errors, omissions, change of price, rental or other conditions, prior sale, lease or financing, or withdrawal without notice. We include projections, opinions, assumptions or estimates for example only, and they may not represent current or future performance of the property. You and your tax and legal advisors should conduct your own investigation of the property and transaction.

RETAIL FOR LEASE



1340 Glendale Blvd., , Echo Park, CA 90026



	0.25 Miles	0.5 Miles	1 Mile
Total Population	3,122	12,738	46,957
Population Density	15,900	16,219	14,947
Median Age	33.3	33.5	33.1
Median Age (Male)	32.1	32.7	32.7
Median Age (Female)	33.6	33.8	33.3
Total Households	1,055	4,524	16,659
# of Persons Per HH	3.0	2.8	2.8
Average HH Income	\$61,980	\$62,287	\$64,191
Average House Value	\$628,916	\$643,637	\$671,020

KW COMMERCIAL
439 N. Canon Drive,
3rd Floor
Beverly Hills, CA 90210

GURU THAPAR, NPCC
Associate
O: 310.431.9643
C: 818.929.0536
guru@kw.com
CA DRE# #01963206

Each Office Independently Owned and Operated kwcommercial.com

We obtained the information above from sources we believe to be reliable. However, we have not verified its accuracy and make no guarantee, warranty or representation about it. It is submitted subject to the possibility of errors, omissions, change of price, rental or other conditions, prior sale, lease or financing, or withdrawal without notice. We include projections, opinions, assumptions or estimates for example only, and they may not represent current or future performance of the property. You and your tax and legal advisors should conduct your own investigation of the property and transaction.